



## FY 2019 Authorizer Annual Report

### Authorizer Information

**Name of Authorizing Organization:** Friends of Education

**Mailing Address:** 200 East Lake St EX0-01-T Wayzata, MN 55391

**Name and Title of Primary Authorizer Contact:** Elizabeth Topoluk, Executive Director

**Telephone of Primary Authorizer Contact:** 952-745-2717

**Email Address of Primary Authorizer Contact:** [topoluk@tcfbank.com](mailto:topoluk@tcfbank.com)

**Authorizer Summary:** Friends of Education’s mission is to improve the education of children. Improving K–12 education since 1999, Friends supports programs which emphasize foundational skills and critical thinking with demonstrated evidence of increasing student achievement and post-secondary readiness.

History: Friends of Education started in 1999, under the name “Saving Children Through Education.” Saving Children Through Education assisted an under-performing grade school in North Minneapolis in implementing a content-rich educational program and teacher professional development, which resulted in a significant increase in academic performance. Saving Children Through Education changed its name and decided to expand its reach, while maintaining its stated mission to improve the education of children, and authorize quality charter schools. Friends of Education is not a religious organization, nor does it promote any religious activity or teaching.

Friends of Education’s mission directs all of its activities: its Charter School Mission is to improve the education of children through quality authorization of charter schools. Friends of Education authorizes elementary charter schools which implement a content-rich curriculum promoting critical thinking and middle and high schools which prepare students for post-secondary success.

Vision: Friends of Education’s vision for its Charter School Mission is to establish, through a system of metrics-based accountability measures, a network of high-quality charter schools which emphasize foundational skills and critical thinking and which achieve better results when measured against resident district and state average performance.

Friends of Education is a 501(c)(3) nonprofit Minnesota corporation. Friends of Education is a member of the Minnesota Council of Nonprofits and is registered with the Minnesota Office of the Attorney General.

In the 2018-2019 school year, Friends of Education authorized 12 charter schools serving 9,610 students. During the 2018-2019 school year: the Minnesota Department of Education designated eight of the schools (or 67%) as High-Quality Charter Schools; SchoolDigger.com ranked two of the schools as the top two Minnesota public school

districts (out of 452 total), with three in the top four, and five in the top 20; US News and World Report recognized all three of its qualifying high schools (or 100%) as among the best in the United States (one is unranked due to small counts); all four high schools (or 100%) were in the top ten highest average composite ACT scores for Minnesota public high schools, with two in the top three; and the Star Tribune – for the sixth consecutive year – recognized one school as among the top ten public schools in the state with the highest poverty rates whose students achieve grade level or better on state assessments. In addition, three Friends of Education schools (or 25%) are designated National Blue Ribbon Schools.

## Authorizer Processes

### New Charter School Applications in FY 2019 (B.1)

**Did your organization review any new charter school applications in FY 2019?**

No

**If no, please provide an explanation:**

Friends of Education has advertised, continually since 2004, that it is accepting new charter school applications. Friends of Education conducted four informational sessions during FY2019, and its FY2019 new charter school application due date was January 25, 2019. Friends of Education did not receive any new charter school applications.

**If yes, complete the table below for each application:**

Name of Charter School Applicant	Authorizer Approval or Disapproval	Minnesota Department of Education (MDE) Approval or Disapproval	If Disapproved, Reason(s) for Disapproval	Application Withdrawn by Applicant
N/A	N/A	N/A	N/A	N/A

### New Charter School Openings in FY 2019 (B.2)

**Did your organization engage in ready-to-open activities in FY 2019?**

No

**If no, please provide an explanation:**

Friends of Education had no new schools opening in FY2019.

**If yes, complete the table below for each charter school scheduled to open:**

Name of Charter School Projected to Begin Serving Students in FY 2019	Projected Opening Date	Did this School Open as Planned?	If No, Provide Reason(s) and Revised Projected Opening Date
N/A	N/A	N/A	N/A

**Charter School Expansion Applications in FY 2019 (B.2)**

**Did your organization review any site and/or grade expansion applications in FY 2019?**

No

**If no, please provide an explanation:**

Friends of Education did not receive any site and/or grade expansion applications in FY 2019; the application is contained in the Charter School Program Guide on Friends of Education’s website.

**If yes, complete the table below for each application:**

Name of Charter School	Proposed Additional Grades to be Served and/or Location of New Site	Authorizer Approval or Disapproval	MDE Approval or Disapproval	If Disapproved, Reason(s) for Disapproval	Application Withdrawn by Applicant
N/A	N/A	N/A	N/A	N/A	N/A

**Official Early Learning Program Recognition Requests in FY 2019 (B.2)**

**Did your organization review any requests for official early learning program recognition in FY 2019?**

No

**If no, please provide an explanation:**

Friends of Education received no Early Learning Program requests in FY2019.

**If yes, complete the table below for each request:**

Name of Charter School	Early Learning Program Seeking Recognition	Authorizer Approval or Disapproval	MDE Approval or Disapproval	If Disapproved, Reason(s) for Disapproval	Application Withdrawn by Applicant
N/A	N/A	N/A	N/A	N/A	N/A

### Charter School Change in Authorizer Requests in FY 2019 (B.2)

Did your organization review change in authorizer requests in FY 2019?

No

If no, please provide an explanation:

Friends of Education received no requests in FY2019 from existing charter schools to transfer to Friends of Education.

If yes, complete the table below for each request:

Name of Charter School	Authorizer Charter School Requested to Transfer From	Authorizer Approval or Disapproval	MDE Approval or Disapproval	If Disapproved, Reason(s) for Disapproval	Application Withdrawn by Applicant
N/A	N/A	N/A	N/A	N/A	N/A

### Charter Contract Renewals in FY 2019 (B.9)

Did your organization engage in charter renewal activities in FY 2019?

Yes

If no, please provide an explanation:

N/A

If yes, complete the table below for each school:

Name of Charter School	Was Contract Renewed?	If Yes, Term of Contract Renewal	If No, Reason(s) for Nonrenewal
Cologne Academy	Yes	07/01/2019-06/30/2024	N/A

Name of Charter School	Was Contract Renewed?	If Yes, Term of Contract Renewal	If No, Reason(s) for Nonrenewal
The DaVinci Academy of Arts and Sciences	Yes	07/01/2019-06/30/2024	N/A
Hennepin Elementary School d/b/a Hennepin Schools	Yes	07/01/2019-06/30/2024	N/A
Parnassus Preparatory School	Yes	07/01/2019-06/30/2024	N/A
Seven Hills Preparatory Academy	Yes	07/01/2019-06/30/2024	N/A
Yinghua Academy	Yes	07/01/2019-06/30/2024	N/A

## Additional Authorizer Activities

### Authorizing Leadership and Staff Skill Development (A.5)

**Describe how your organization built the knowledge and skill base of its authorizing leadership and staff through professional development over the past year.**

Friends of Education routinely makes available to its staff professional development in three core areas: authorizer practices, school operations, and student achievement. Friends of Education provides professional development in each of these areas to: (1) inform and enhance its core authorizing practices, (2) better understand school operational requirements, which Friends believe leads to more effective oversight, and (3) fundamentally, the primary purpose of charter schools is to improve all pupil learning and all student achievement; accordingly, Friends of Education believes that it, as an authorizer, needs to continually better understand and recognize those key components which drive student achievement.

As part of the staff evaluation process discussed in A.9, Friends of Education solicits staff input regarding professional development needs. In addition, Friends of Education solicits school input regarding development needs. These combined identified needs result in scheduled professional development. In addition, Friends of Education identifies areas which prudently dictate ongoing training, such information security, human capital management, organizational procedures, and legal developments and, consequently, requires repeated staff training in these areas.

In the 2018-2019 school year, staff and/or leadership attended:

		Friends of Education Personnel Attending		Area Addressed			
Professional Development	When	Staff	Leadership	Authorizer Practices / Oversight	School Operations	Student Achievement	Purpose
Legal Policies	7/11/2018	x	x	x	x		Obtain developments and reinforce training regarding recommended organizational policies
United in Best Practice 5.0 - Teach Like a Champion, RATIO	8/2/2018	x	x			x	Maximize Participation Ratio & Think Ratio: the number of students who actively participate and the depth of thinking they do
United in Best Practice 5.0 - Teach Like A Champion, CFU	8/3/2018	x	x			x	Ensuring all student master rigorous content requires that teachers engineer their classrooms to Check for Understanding systematically and effectively, and respond to error productively
Information Security	8/17/2018	x	x	x	x		Obtain developments and reinforce training in data security to inform oversight and school practices
HIPAA Privacy & Security Compliance	10/4/2018	x	x	x	x		Obtain developments and reinforce training in HIPAA to inform oversight and school practices

<p><b>National Association of Charter School Authorizers</b></p>	<p>10/22/2018 to 10/24/2018</p>		<p>x</p>	<p>x</p>	<p>x</p>	<p>x</p>	<p>Multiple sessions in authorizer oversight (e.g. autonomy, new application review), monitoring school operations (e.g. fraud detection), student learning (e.g. special education, English learners)</p>
<p><b>Get Better Faster, Paul Bambrick-Santoyo, Uncommon Schools</b></p>	<p>11/6/2018</p>	<p>x</p>	<p>x</p>			<p>x</p>	<p>Effectively guide new teachers to success: Core Principles of Coaching, Four Phases of Skill Building, Scope and Sequence to prioritize teacher development</p>
<p><b>Data Driven Instruction 2.0, Paul Bambrick-Santoyo, Uncommon Schools</b></p>	<p>11/7/2018</p>	<p>x</p>	<p>x</p>			<p>x</p>	<p>Implement high-impact data meetings: 30-minute weekly data meetings shift the focus from observing 1% of the learning to 80% and are high-leverage, game-changing 30 minutes</p>
<p><b>School Law Conference</b></p>	<p>11/7/2018</p>	<p>x</p>		<p>x</p>			<p>Sessions in 1st Amendment considerations for student protests, Inside the Teenage Brain, Saying Yes to Diversity, Social Media Violence, School Safety &amp; Emergency Procedures</p>

<b>Human Capital Management</b>	11/15/2018	x	x	x	x	Obtain Minnesota legal developments regarding employment requirements to inform organizational and school practices
<b>Board of Directors Best Practice Sharing</b>	5/16/2019	x	x		x	Sharing best governance practices regarding financial review, media relations, enrollment marketing
<b>Business Continuity</b>	6/13/2019	x	x	x	x	Enable ongoing operations in event of disaster or unplanned incident

The Friends of Education board of directors also regularly participates in professional development.

- New board members receive comprehensive on-boarding which includes general industry information, history of Friends of Education, Friends of Education authorizing procedures, conflicts of interest policies, and personal one-on-one review with Friends of Education staff of the information.
- Ongoing board training in FY2019 included current industry issues/events (August 2018, November 2018, February 2019, May 2019); Data-Driven Instruction (August 2018); academic data and school finance oversight indicators (November 2018); and Teacher Observation processes (February 2019).

### **Authorizer Self-Evaluation (A.9)**

**Describe how your organization self-evaluated its internal ability (capacity, infrastructure, and practices) to oversee the portfolio of charter schools over the past year.**

#### *What Gets Measured Gets Better*

Friends of Education has four organizational goals related to school academic performance; the Friends of Education Board of Directors regularly monitors school performance and requires reporting regarding school performance at its board meetings. All four organizational goals for FY2019 school performance were achieved.

The board comprehensively reviewed available academic reporting data at its November 2018 meeting to determine if alternative measures should be utilized. Because the state's NorthStar evaluation system continues enhancements (e.g. performance data (relative to certain demographic data) available in FY2018 is unavailable for FY2019), the board determined that replacement of organizational goals with NorthStar data was premature but may be warranted in the near future. Specifically, the board values consistency for ease of comparison year-to-year but recognizes that available data may warrant future changes.



The board also evaluated Friends of Education authorizing practices, significant historical changes to its authorizing practices, and developed “lessons learned” as a guide to future decision-making.

Friends of Education also evaluated its internal staffing vis-à-vis portfolio size; both were within plan, resulting in no changes. In addition, Friends of Education continued engagement of third-party site visits in FY2019, with three schools receiving third-party site visits. Friends of Education determined that third-party site visits provide useful oversight information.

Also, each Friends of Education staff was formally evaluated in FY2019. Friends of Education requires, as the first part of its evaluation process, a self-evaluation be completed. The self-evaluation then receives supervisor feedback and goals and improvement areas are identified for the coming year. Friends of Education leadership also met with staff regularly (generally, weekly) to review priorities, assess work product, review procedures and initiatives. In addition, Friends of Education annually reviews its charter contract; in 2019, revisions including correcting statutory references and typographical errors.

#### *Infrastructure*

Friends of Education’s infrastructure (technology, facility, etc.) is generously donated by TCF Financial Corporation as part of its corporate-giving program. As a \$46 billion national bank holding company, TCF is subject to numerous federal system standards; because Friends of Education’s systems are provided by TCF, those federal standards are utilized by Friends of Education. Consequently, Friends of Education enjoys state-of-the art business-continuity (a/k/a disaster recovery), privacy and data systems security, and evaluation/upgrade protocols, and staff regularly participates in training exercises related to privacy and data systems security.

#### *National Standards*

Friends of Education annually reviews its practices against national authorizing practices, such as a national organization or a nationally-known authorizer. In FY2019, Friends of Education commenced a comprehensive review of Central Michigan University’s new charter school application and processes, as well as the application and processes of other Minnesota authorizers. Revisions under review for possible 2021 implementation include increased requirements regarding community need and demand.

#### *State Standards*

Friends of Education reviewed its new charter school application process and the application and processes of three Minnesota authorizers. Revisions under review for possible 2021 implementation include a letter of intent (to better gauge need for external reviewers) and submission checklist (to increase likelihood of complete applications).

## **Authorizer High Quality Authorizing Dissemination (A.10)**

**Describe how your organization disseminated best authorizing practices and/or assisted other authorizers in high quality authorizing over the past year.**

Friends of Education disseminated quality authorizing practices in the following manner:

Friends of Education regularly participated in the authorizer collaboration meetings known as the Minnesota Association of Charter School Authorizers (MACSA). These monthly meetings provided a regular opportunity to share information and problem-solve.

The National Association of Charter School Authorizers invited Friends of Education to present on “School Autonomy and Smart Regulation” during its annual conference on October 23, 2018, which Friends of Education did. Friends of Education also contributed to the sponsorship of a session at the 2019 National Charter School Conference related to authorizer oversight.

In addition, Minnesota authorizers routinely reach-out to their colleagues to both share and request information, and Friends of Education regularly participates on both sides of these exchanges.

## **Charter School Support, Development, and Technical Assistance (B.7)**

**Describe how your organization supported its portfolio of charter schools through intentional assistance and development offerings over the past year.**

Friends of Education continued to provide Technical Assistance in two forms:

- 1) *Direct Technical Assistance.* Friends of Education retained consultants for the sole purpose of assisting its schools in various areas to address existing problems, prevent new problems, and promote continuous improvement.
- 2) *Professional Development.* Friends of Education provided numerous professional development opportunities in multiple areas both to prevent problems and to promote continuous improvement.

The Technical Assistance is not required and is provided at no-charge. Friends of Education does monitor participation in the professional development opportunities to determine if an identified area of improvement may be addressed through offerings.

### *Direct Technical Assistance:*

During FY2019, Friends of Education retained a 0.80 FTE consultant to assist schools in teacher-coaching and instructional strategies as well as assessment development, and a 0.25 FTE consultant to assist schools in curriculum mapping and sequencing of material. The schools contact the consultant directly for desired services, and the consultant bills Friends of Education.

### *Professional Development*

During FY2019, Friends of Education provided the following professional development opportunities to its schools:

<i>United in Best Practice 5.0 TLAC – RATIO</i>	<i>2018 August 2</i>
<i>United in Best Practice 5.0 TLAC - Check for Understanding</i>	<i>2018 August 3</i>
<i>Summer Literacy Symposium</i>	<i>2018 August 8</i>
<i>Sanborn Education Associates: Crafting Strategic Instruction Training</i>	<i>2018 August 8</i>
<i>Paul Bambrick-Santoyo / Get Better Faster</i>	<i>2018 November 6</i>
<i>Paul Bambrick-Santoyo / DDI 2.0</i>	<i>2018 November 7</i>
<i>National Classical Symposium</i>	<i>2019 February 25-27</i>
<i>Director Meeting</i>	<i>2019 February 28</i>
<i>Teacher Observations</i>	

*Legal & Practical Limitations in Interpersonal Communications*

*Cruz-Guzman Litigation Update*

*Proposed Legislation*

*Open Meeting Law IPAD Opinions*

*Annual & World's Best Work Force Reports: Obligations and Common Issues*

*Dissemination of Charter School Offerings: Obligations and Best Practices*

*Board of Directors Networking & Best Practices:*

*2019 May 16*

## **High Quality Charter School Replication and Dissemination of Best School Practices (B.8)**

**Describe how your organization planned and promoted, within its portfolio, the model replication and dissemination of best practices of high performance charters schools over the past year.**

### **Dissemination of Best School Practices**

The dissemination of best practices is an intentional piece of Friends of Education's mission to improve the education of children and occurs through the following avenues.

#### *Data-Driven Instruction.*

Data-Driven Instruction is a key Friends of Education best practice dissemination initiative, replicating the Data Driven Instructional model utilized by the high-performing Uncommon Schools network. Friends of Education has hosted multiple sessions of Data Driven Instruction (DDI) and, while the vast majority of our schools utilize this model, implementation and quality of replication is impacted by staff turnover. To address this issue, Friends of Education has a three-prong approach:

- (1) Continue offering the high-quality DDI instruction (workshop provided November 7, 2018),
- (2) Friends of Education schools share lessons learned. As one example, Yinghua Academy and Eagle Ridge Academy are profiled in *Driven by Data 2.0, A Practical Guide to Improve Instruction* by Paul Bambrick-Santoyo, (Yinghua at pp. 22-23; Eagle Ridge at pp. 158-159); and
- (3) Friends of Education continued the retention of a 0.80 consultant to work specifically with schools on school-improvement initiatives, including DDI.

#### *Sharing Best Practices*

In addition to hosting specific professional development as previously noted, Friends of Education provided opportunities for school team members to attend out-of-state workshops including national conferences in October 2018 and March 2019.

#### *School-Board Governance*

Friends of Education is proud that a culture of best-practices sharing has been cultivated and established among its schools as evidenced by the fourth annual school board of directors and best practice sharing event on May 16, 2019, hosted at Parnassus Preparatory School. This event has been initiated by the schools with Friends of Education providing financial assistance for out-of-pocket costs. The 2019 event included presentations by schools on various topics such as media relations, financial management, and enrollment marketing.

#### *Dissemination to Non-Friends of Education Schools*

Friends of Education's mission is to improve the education of children, and we have placed this mission into action by providing high-quality professional development not only to our authorized schools but also to others. In addition to schools authorized by Student Achievement Minnesota, during FY2019, the following non-Friends of Education schools attended our high-quality professional development:

Academia Cesar Chavez  
Community of Peace  
Community School of Excellence  
Hope Academy  
Prairie Seeds  
Prodeo  
Sojourner Truth

One of the school leaders wrote:

*The purpose of this email is to thank you for the invaluable opportunity you provided me and the four coaches from Academia Cesar Chavez to attend the two days of professional learning with Paul Bambrick Santoyo on November 6 and 7 . . . . The quality of the professional development was exceptional . . . . Thank you for sharing this opportunity with us and allowing other schools to save money [the development was provided at no charge] and yet receive high quality professional learning.*

#### *Site Visit Annual Reports*

Friends of Education utilizes its site visit process to identify opportunities for best practice dissemination and replication in its charter schools. Specifically, the site visit form includes a compilation of best practices identified in Friends of Education charter schools, and Friends of Education rates each school on its adoption or implementation of the practices.

#### *Battle of the Books*

In FY2019, Friends of Education sponsored the third annual Battle of the Books competition for its network of schools. Designed to promote literacy and love of reading among students in grades 3-5, the competition encourages dissemination of reading strategies, parent involvement, and collaboration among students.

#### *Performance-Based Grants*

On May 16, 2019, Friends of Education awarded \$86,000 in performance-based grants to its authorized schools. Because the primary purpose of charter schools, by law, is to improve all pupil learning and student achievement, the grants emphasized academic achievement, although awards were also provided for attaining financial measures and for observed best practices. One board member wrote:

*I thank Friends of Education for always setting and keeping the bar high for us and all charter schools. We can do better, and you work to make sure that happens.*

#### **High-Quality Charter School Model Replication**

Friends of Education encourages the expansion and replication of its high-quality charter schools; consequently, Friends of Education supported the federal grant expansion and replication application of three of its charter schools during prior fiscal years. While one of the schools has completed its expansion/replication, two of the schools remain in expansion status: DaVinci Academy had 440 students in FY2017 and now serves 825; Seven Hills had 470 students before its expansion and now serves 980.

## Portfolio Information

### General Charter School Portfolio Data (as of June 30, 2019)

#### Preoperational Charter Schools in Authorizer's Portfolio:

Name of Charter School	Charter School LEA Number (if assigned)	Charter School Program (CSP) Grant Recipient	Grade Levels Approved to Serve	Projected Enrollment when Fully Enrolled	Proposed Location	Proposed Opening Date
N/A	N/A	N/A	N/A	N/A	N/A	N/A

#### Operational Charter Schools in Authorizer's Portfolio:

Name of Charter School	Charter School LEA Number	CSP Grant Recipient	Grade Levels Served in FY 2019	Location	Charter School Demographic and Enrollment Information	Charter School's World's Best Workforce Report
Aspen Academy	4184	No	K-8	14825 Zinran Avenue, Savage, 55378	<a href="#">Hyperlink to MN Report Card</a>	<a href="#">Hyperlink to School's WBWF Report</a>
Clarkfield Area Charter School	4172	No	K-6	301 13 <sup>th</sup> Street, Clarkfield, 56223	<a href="#">Hyperlink to MN Report Card</a>	<a href="#">Hyperlink to School's WBWF Report</a>
Cologne Academy	4188	No	K-8	1221 S Village Pkwy, Cologne, 55322	<a href="#">Hyperlink to MN Report Card</a>	<a href="#">Hyperlink to School's WBWF Report</a>
DaVinci Academy	4185	No	K-8	532 Bunker Lake Blvd NE, Ham Lake, 55304	<a href="#">Hyperlink to MN Report Card</a>	<a href="#">Hyperlink to School's WBWF Report</a>

Name of Charter School	Charter School LEA Number	CSP Grant Recipient	Grade Levels Served in FY 2019	Location	Charter School Demographic and Enrollment Information	Charter School's World's Best Workforce Report
Eagle Ridge Academy	4122	No	K-12	11111 Bren Road W, Minnetonka, 55343	<a href="#">Hyperlink to MN Report Card</a>	<a href="#">Hyperlink to School's WBWF Report</a>
Hennepin Schools	4205	No	K-7	<u>K-5 campus:</u> 2123 Clinton Ave S, Minneapolis, 55404  <u>6-8 campus:</u> 3109 50 <sup>th</sup> Street E., Minneapolis, 55417	<a href="#">Hyperlink to MN Report Card</a>	<a href="#">Hyperlink to School's WBWF Report</a>
New Millennium Academy	4143	No	K-8	5105 Brooklyn Blvd, Brooklyn Center, 55429	<a href="#">Hyperlink to MN Report Card</a>	<a href="#">Hyperlink to School's WBWF Report</a>
Nova Classical Academy	4098	No	K-12	1455 Victoria Way, St Paul, 55102	<a href="#">Hyperlink to MN Report Card</a>	<a href="#">Hyperlink to School's WBWF Report</a>
Parnassus Preparatory School	4199	No	K-12	11201 96 <sup>th</sup> Ave N, Maple Grove, 55369	<a href="#">Hyperlink to MN Report Card</a>	<a href="#">Hyperlink to School's WBWF Report</a>
Seven Hills Preparatory Academy	4159	Yes	K-8	<u>Bloomington Campus:</u> 8600 Bloomington Ave S,	<a href="#">Hyperlink to MN Report Card</a>	<a href="#">Hyperlink to School's WBWF Report</a>

Name of Charter School	Charter School LEA Number	CSP Grant Recipient	Grade Levels Served in FY 2019	Location	Charter School Demographic and Enrollment Information	Charter School's World's Best Workforce Report
				Bloomington, 55425  <u>Richfield Campus:</u> 1401 W 76 <sup>th</sup> St, Richfield, 55423		
St. Croix Preparatory Academy	4120	No	K-12	4260 Stagecoach Trail N, Stillwater, 55082	<a href="#">Hyperlink to MN Report Card</a>	<a href="#">Hyperlink to School's WBWF Report</a>
Yinghua Academy	4140	No	K-8	1616 Buchanan St NE, Minneapolis, 55413	<a href="#">Hyperlink to MN Report Card</a>	<a href="#">Hyperlink to School's WBWF Report</a>

**MDE Officially Recognized Early Learning Programs at Charter Schools in Authorizer's Portfolio:**

Name of Charter School	Officially Recognized Early Childhood Health and Developmental Screening Program	Officially Recognized Instructional Preschool Program to provide early childhood education and preparation for transition to kindergarten for children ages 3-5	Officially Recognized Instructional Prekindergarten Program for four-year-olds to prepare children for entry into kindergarten the following year
Clarkfield Area Charter School	No	Yes	Yes
Cologne Academy	No	No	Yes

**Charter Schools with Charter Management Organization (CMO)/Education Management Organization (EMO)**

Name of Charter School	Management Organization Name	Employer Identification Number (EIN)	Management Organization Address Location	Management Organization Address Mailing	Management Organization Type
New Millennium Academy	Hmong American Partnership d/b/a Thrive Education	41-1667580	394 University Avenue W, 2 <sup>nd</sup> Floor, St. Paul, MN 55103	394 University Avenue W, 2 <sup>nd</sup> Floor, St. Paul, MN 55103-1933	CHARCMO

**Charter School Portfolio Activity in FY 2019**

In FY 2019, did any charter schools leave your organization’s portfolio and transfer to another authorizer during or at the end of the year?

No

If yes, complete the table below for each applicable school:

Name of Charter School	Charter School LEA Number	New Authorizing Organization	Effective Date of Transfer
N/A	N/A	N/A	N/A

In FY 2019, did your organization terminate or revoke the charter contract for any charter school before the end of the contract term?

No

If yes, complete the table below for each applicable school:

Name of Charter School	Charter School LEA Number	Reason(s) for Contract Termination	Effective Date of Contract Termination
N/A	N/A	N/A	N/A



**In FY 2019, did any charter schools voluntarily close (i.e., closure was initiated by the school) during or at the end of the year?**

No

**If yes, complete the table below for each applicable school:**

Name of Charter School	Charter School LEA Number	Reason(s) for Closure	Effective Date of Closure
N/A	N/A	N/A	N/A

## Charter School Portfolio Performance

### World’s Best Workforce

**Describe how your organization incorporates achievement of World’s Best Workforce goals in its ongoing oversight and evaluation of charter schools.**

Friends of Education incorporates achievement of World’s Best Workforce goals in its ongoing oversight and evaluation as follows:

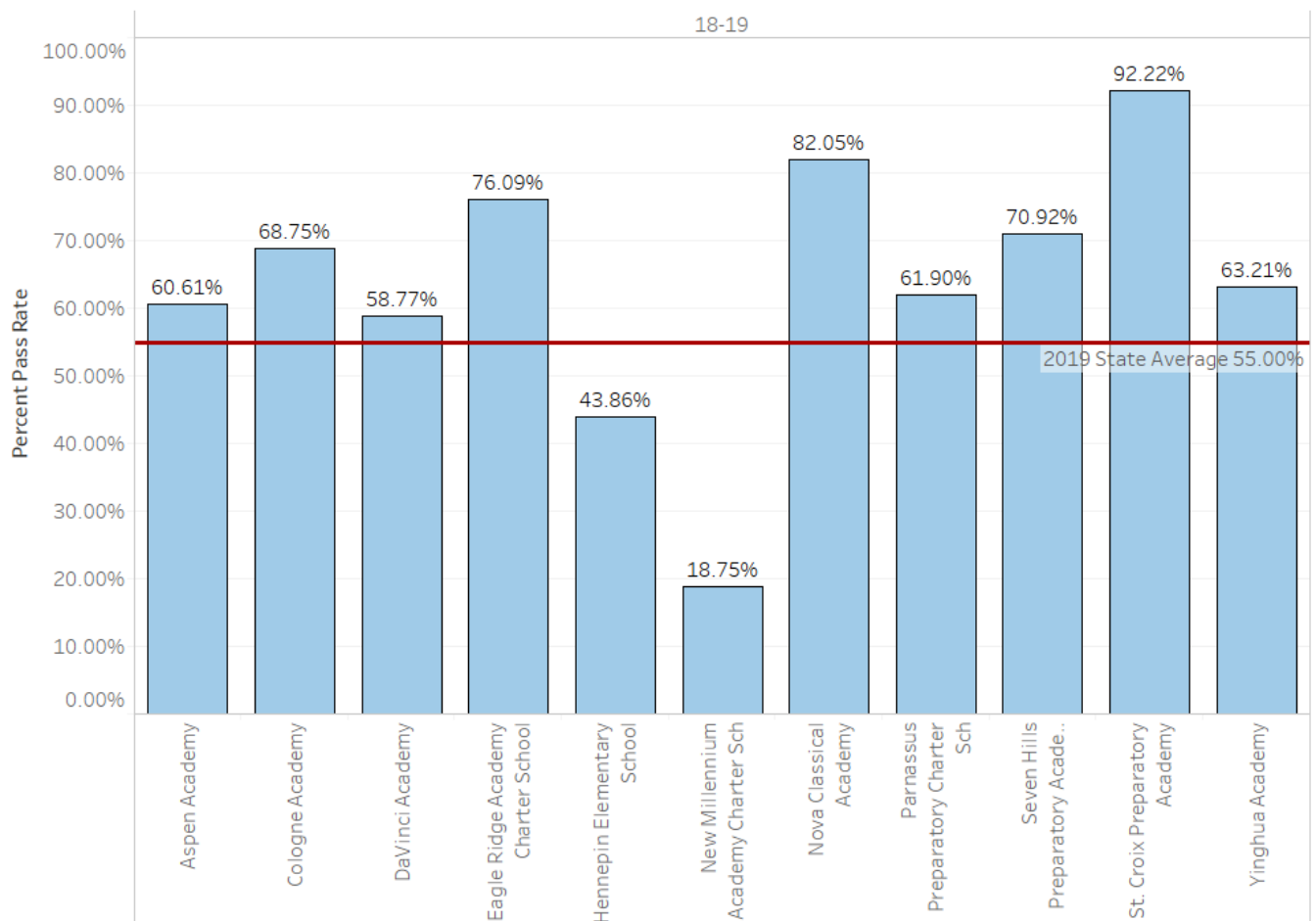
- Friends of Education evaluates, and provides separate analysis of, attainment of World’s Best Workforce Goals, through multiple means such as school evaluation reports and site visit reports, and
- Friends of Education negotiates with its authorized schools charter contract goals which incorporate World’s Best Workforce Goals.

With respect to separate analysis of attainment of World’s Best Workforce Goals, and as examples:

**World’s Best Workforce Goal: All Third Graders Can Read at Grade Level**

As demonstrated in the following chart, the majority of Friends of Education schools (9 of 11, or 82%) demonstrate significantly higher percentages of students reading at grade level than the state average.

## Friends 2019 Grade Three Reading Results



Notes: Clarkfield Area Charter School cell size too small to report.

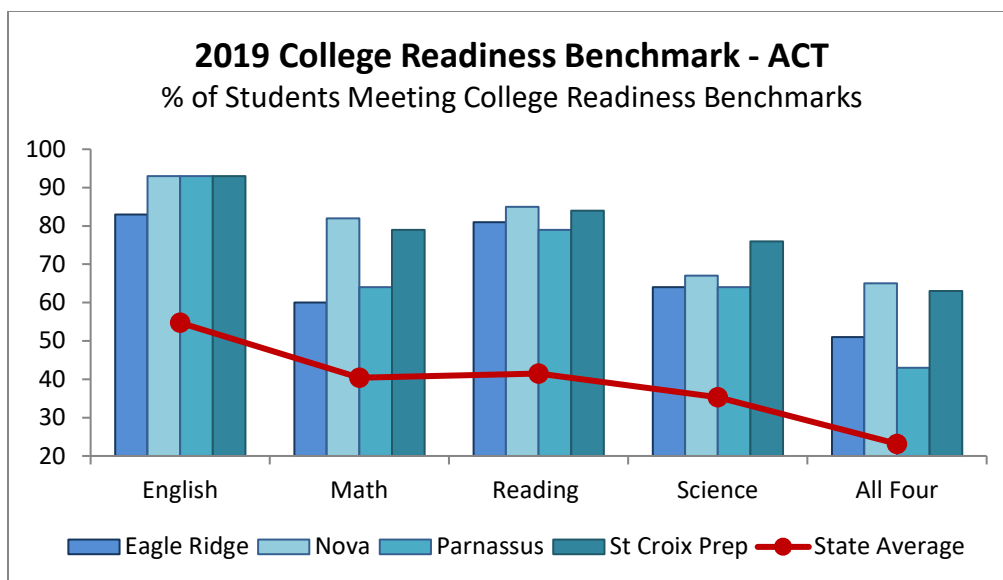
Yinghua Academy is a Chinese full-immersion school; as reflected in national studies, English reading proficiency in full-immersion schools typically lags until 5<sup>th</sup> grade.

Hennepin Elementary has 62% English learners, compared with the state average of 8%. The Star Tribune recognized Hennepin Elementary, for the sixth consecutive year, as among the top ten public schools in the state with the highest poverty rates whose students achieve grade level or better on state assessments.

New Millennium Academy: Needs improvement.

### **World's Best Workforce Goal: All Students are Ready for Career and College**

Friends of Education charters four schools which have high school grades. As demonstrated in the following chart, comparison of the ACT readiness benchmarks demonstrate that all four of Friends of Education high schools significantly outperform state averages.



In addition, each of the school’s average composite ACT scores were in the top ten highest average composite ACT scores for all Minnesota public high schools, with two in the top three.

### Academic Performance

**Present outcome data regarding key academic performance indicators your organization used when evaluating your portfolio of charter schools. Provide a narrative analysis of this data, indicating strengths and areas for improvement.**

Friends of Education assesses many different academic performance indicators of its schools. As examples:

1. Friends compares absolute proficiency with the resident districts and state averages;
2. Friends compares the school’s economically disadvantaged (FRL) proficiency to the state’s economically disadvantaged (FRL) proficiency average;
3. Friends evaluates individual student growth, both on-track for success and z-score growth data;
4. Friends compares the schools’ reportable sub-group proficiency against high-performing suburban schools sub-group proficiency.

As summarized below, Friends portfolio of schools is high-performing in all areas. An area for evaluation and improvement would be the two-year decline in z-score growth; however, the state has announced that it will cease publication of z-scores with 2019 being the last report.

Indicators	% Schools Achieving Indicators			
	2019	2018	2017	3-Year Average
<b>Academics</b>				
MCA Proficiency > resident district	86	92	88	89
MCA Proficiency > state average	82	81	77	80

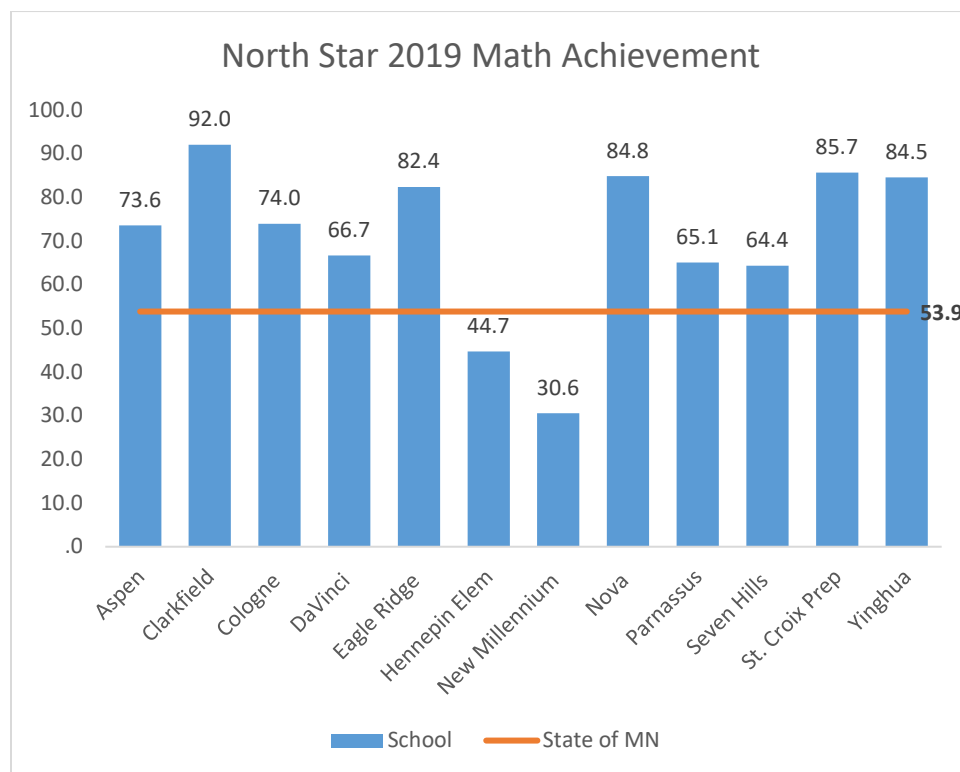
On-track growth > state average	82	58	79	73
FRL proficiency > state FRL proficiency	86	85	81	84
Z-score average > zero	59	58	67	61
Majority of reportable subgroups MCA proficiency > Edina, Orono, or Wayzata districts proficiency for same subgroups	79	76	69	75

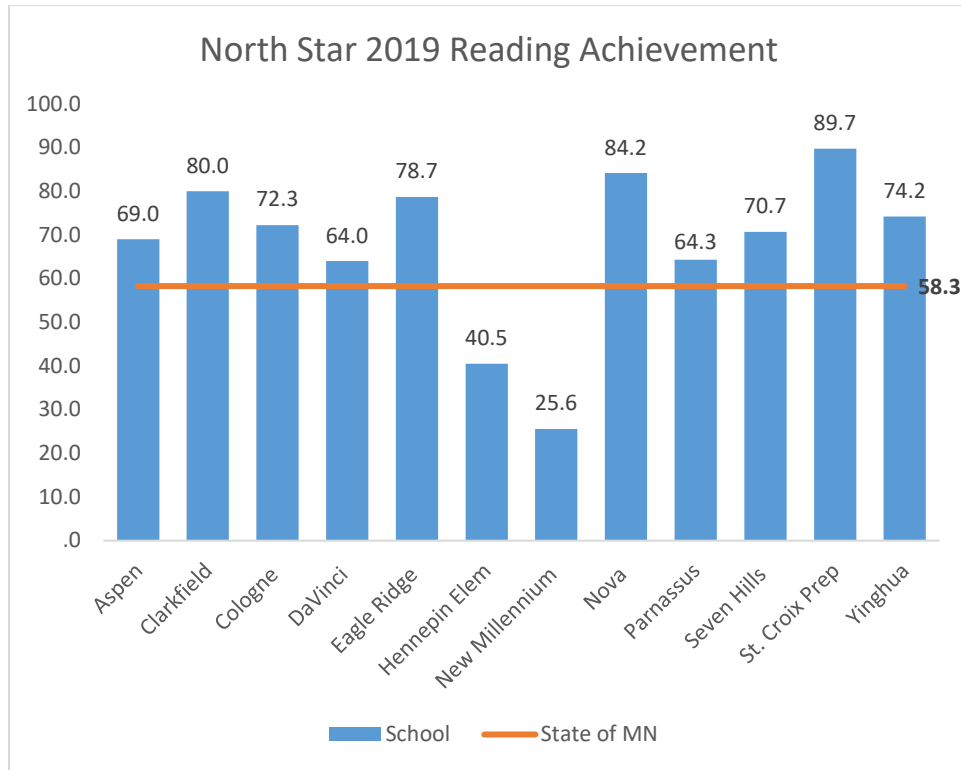
**North Star Indicators**

The following charts represent the North Star indicators as reported by the Minnesota Department of Education. While most schools in the portfolio are exceeding the state average in the majority of the indicators, an area for improvement is EL progress. (Note: schools not shown in any graph have counts too small to report.)

**North Star Achievement**

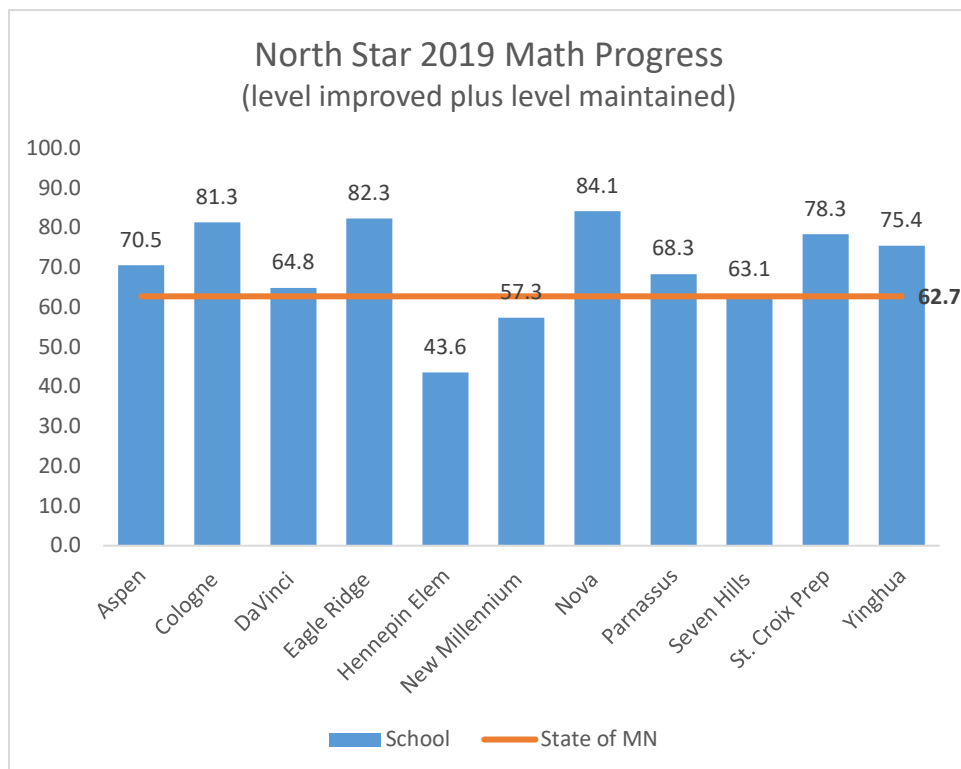
North Star Achievement shows the percentage of students who meet or exceeds standards on the MCAs and the MTAS based on the school population tested, plus those students that opted out. Ten of twelve Friends of Education schools (or 83%) exceeded the state average in math and in reading.

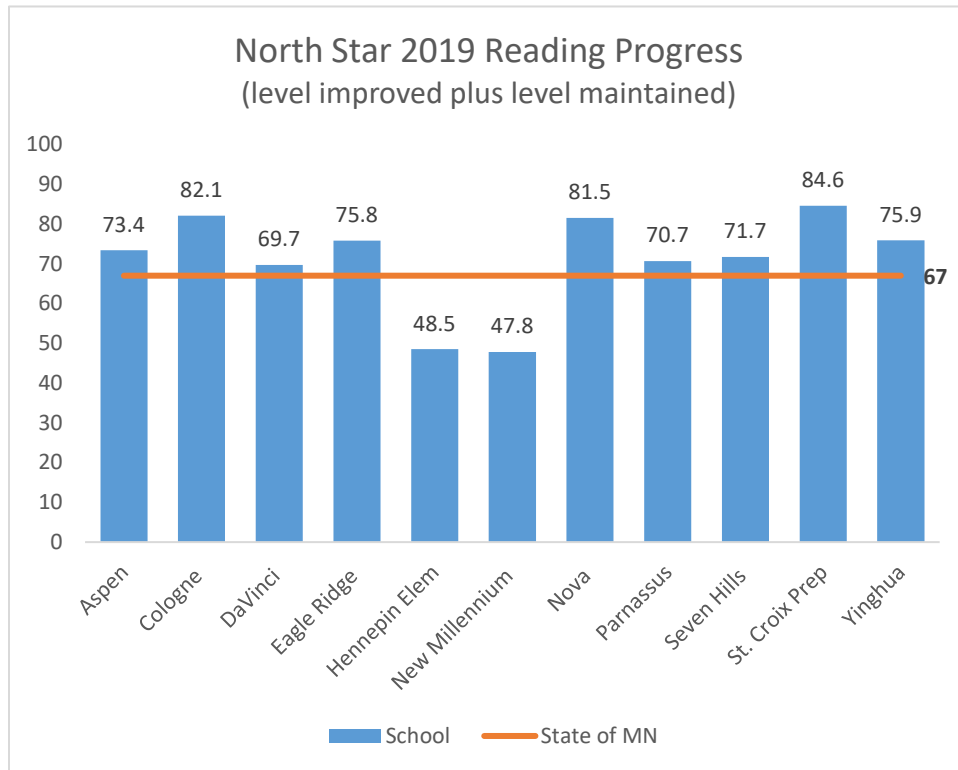




#### North Star Progress

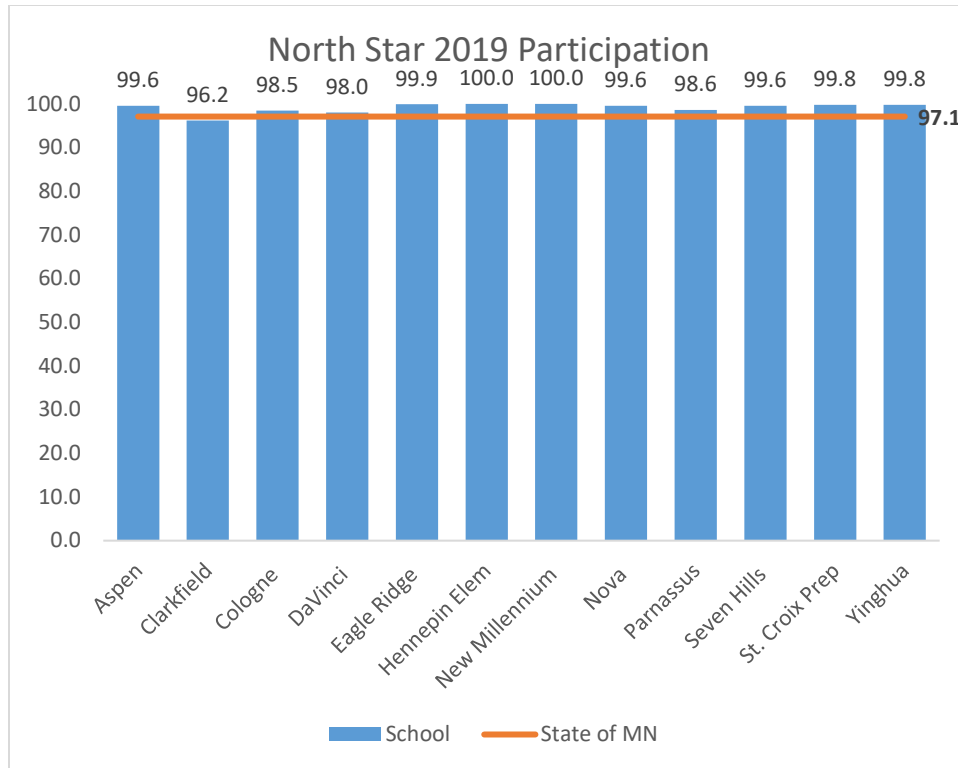
North Star Progress shows how students are progressing year over year. The following charts show the percentage of students improving and maintaining achievement levels compared to the state averages for reading and math. Nine of eleven Friends of Education schools (or 82%) exceeded the state averages in math and in reading.





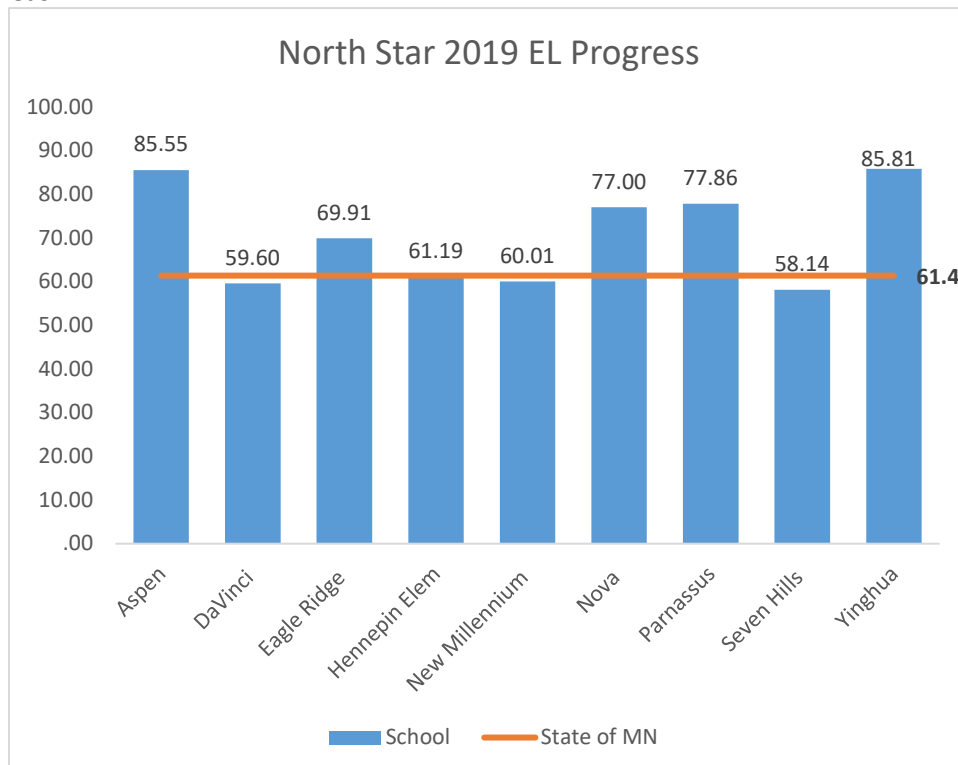
**North Star Participation**

North Star Participation shows the percentage of students tested based on the number of students expected to be tested. Eleven of twelve (or 92%) Friends of Education schools met or exceeded the state average participation.



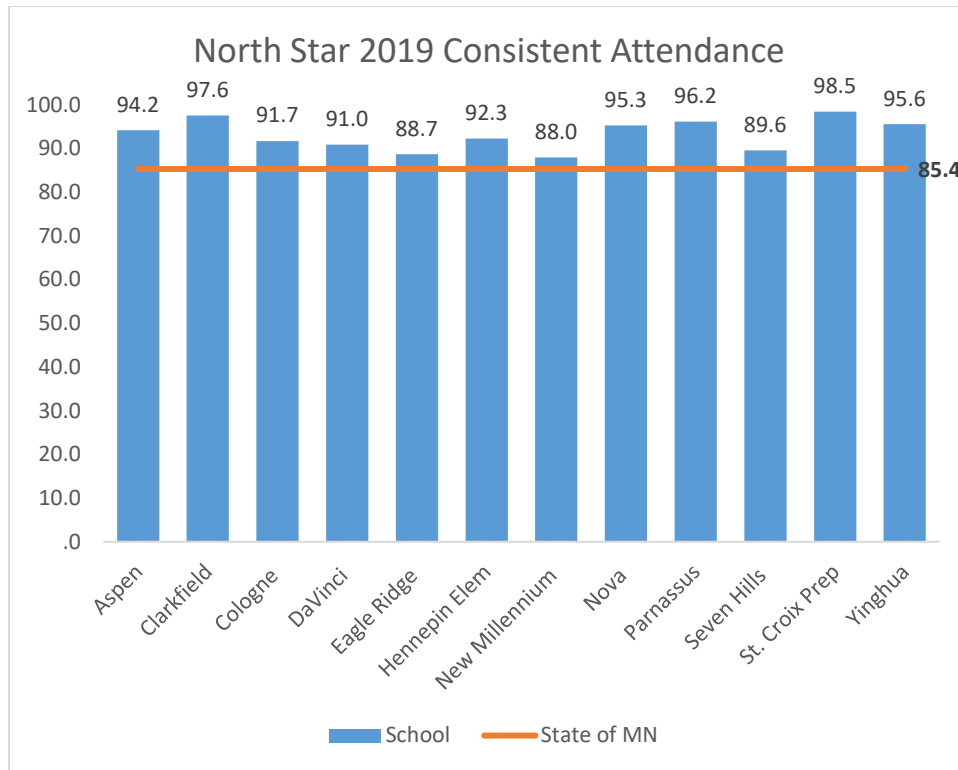
#### North Star ELP Progress

North Star EL Progress is the average amount of progress English learners made towards their targets. The State average of 61 means that English learners in the state, on average, made it 61% of the way to their targets. Four of nine, or 44% of Friends of Education schools, had lower English learner progress than the state average and are improvement areas.



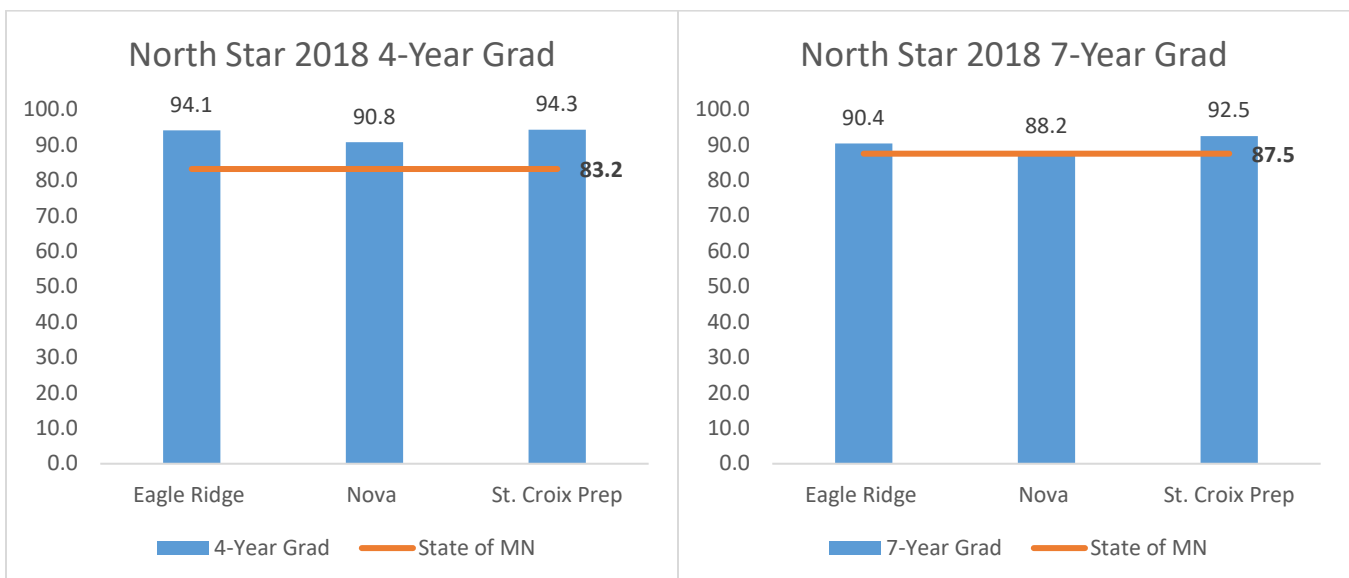
### North Star Consistent Attendance

This report considers students consistently attending if they are in school more than 90 percent of the time they are enrolled. 100% of Friends of Education schools exceeded state average attendance.

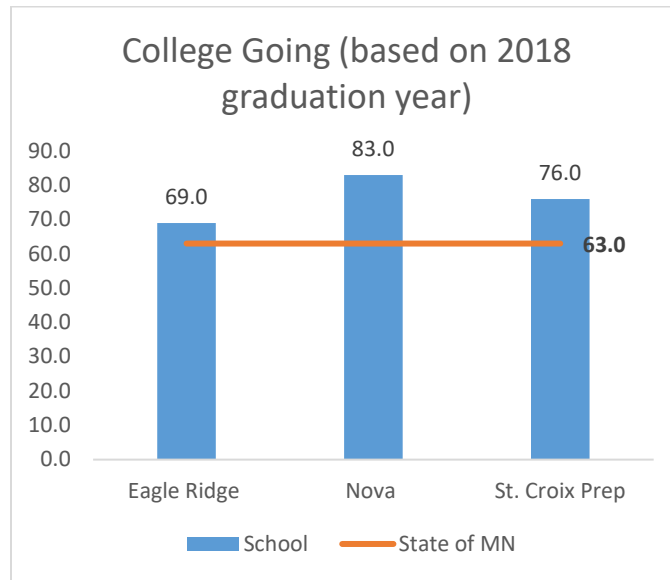


### North Star Graduation

The North Star 4-year Graduation rate shows if students are graduating on time. The 7-year Graduation rate identifies which students are graduating by the time they are age 21. The College-Going rate identifies the percentage of students enrolled in any Institute of Higher Education within sixteen months of high school graduation. The state of Minnesota produces this graduation information on a one-year lag (hence the reporting for 2018). 100% of Friends of Education high schools exceed the state averages in all graduation rate measures.







Schools not listed have counts too small to report.

### Operational Performance

**Present outcome data regarding key operational performance indicators your organization used when evaluating your portfolio of charter schools. Provide a narrative analysis of this data, indicating strengths and areas for improvement.**

Friends monitors its portfolio of schools operationally through a variety of mechanisms, including site visits, various compliance reviews, attendance at school’s board meetings, and review of reports. Generally, Friends schools have been responsive in making any required or suggested changes and updates. When considering the numerous existing legal requirements and that a school is identified as deficient if it misses even one, the lack of 100% legal compliance is not surprising. While Friends of Education expects 100% legal compliance, Friends of Education also believes that not all legal requirements are of identical importance, e.g. failing to post the authorizer’s name on the website is of lower significance than omitting admission and lottery requirements. Friends of Education expectations regarding corrections reflect this difference. For example, Friends of Education will require immediate correction of admission/lottery information and allow longer correction periods for other items.

Operations Indicators	% Schools Achieving Indicators			
	2019	2018	2017	3-Year Average
Educational Program contained in charter implemented	92	100	100	97

Instruction/assessment aligned to standards, emphasizes student achievement	92	85	77	85
Complies with requirements related to English Language Learner students and students with disabilities	83	77	69	76
Complies with ALL applicable laws and reporting requirements	67	69	77	71
Complies with lottery, data privacy, and discipline requirements	75	100	85	87
Complies with Health, Safety, and Occupancy requirements	100	100	100	100
Complies with charter school board membership and composition and reports	92	100	92	95
Complies with and reports charter school board training	75	85	54	71
Charter school annual reports/WBWF reports contained all legal requirements	67	77	92	79
Websites contained all legal requirements	75	69	62	69

## Financial Performance

**Present outcome data regarding key financial performance indicators your organization used when evaluating your portfolio of charter schools. Provide a narrative analysis of this data, indicating strengths and areas for improvement.**

Friends of Education believes that sound fiscal management is a key factor in a school's sustainability and utilizes a metrics-based model for assessing finances. A major strength in the Friends of Education portfolio is the schools' overall fiscal management demonstrated by clean audits, strong fund balances, and state finance awards. In addition, no schools have been in statutory operating debt. Declines in the percentage of schools meeting 100% of financial indicators general result from planned operational deficits.

Financial and Investment Indicators	% Schools Achieving Indicators			
	2019	2018	2017	3-Year Average
External Audit = no material or significant deficiencies	83	75	77	78
State Finance Award Recipient	92	100	92	95
Per Pupil Cost < Resident District Cost	Not	92	92	92
Taxpayer Value	Available	92	92	92
Fund Balance $\geq$ 25%	58	75	77	70
All Additional Sustainability Indicators Met	33	71	85	63
All Near-Term Indicators Met	67	100	100	89

## Other Performance

**Present outcome data regarding other key performance indicators your organization used when evaluating your portfolio of charter schools. Provide a narrative analysis of this data, indicating strengths and areas for improvement.**

### **Minnesota Department of Education High Quality Schools**

The Minnesota Department of Education designated eight Friends of Education schools as High Quality Charter Schools in 2019.

- Aspen Academy
- DaVinci Academy
- Eagle Ridge Academy
- Hennepin Schools
- Parnassus Preparatory School
- Seven Hills Preparatory Academy
- St. Croix Preparatory Academy
- Yinghua Academy

### **United States Department of Education Blue Ribbon Schools**

The U.S. Department of Education designated three Friends of Education schools as National Blue Ribbon schools for overall academic excellence.

- Aspen Academy
- DaVinci Academy
- Yinghua Academy

### **SchoolDigger Results**

School Digger ranks districts based on average score obtained in each grade on state assessments compared to the state average score. For FY2019 School Digger ranked three of Friends schools in the top four districts in the state, with five in the top twenty. The Friends of Education schools ranked as follows:

1. St Croix Preparatory Academy
2. Nova Classical Academy
4. Eagle Ridge Academy
7. Yinghua Academy
17. Cologne Academy

### **US News & World Report Best High Schools Rankings**

In the 2019 US News Best High Schools rankings, all three of Friends of Education qualifying schools were recognized. Nova Classical Academy ranked 2<sup>nd</sup> in Minnesota, Eagle Ridge Academy ranked 5<sup>th</sup> in Minnesota, and St. Croix Preparatory Academy ranked 90<sup>th</sup> in Minnesota.

### **Star Tribune Beating the Odds**

For the sixth consecutive year, the Minneapolis Star Tribune recognized Hennepin Elementary as a Beating the Odds school. The Beating the Odds schools are the top ten schools with the highest poverty rates whose students score at grade level or better on the state Math and Reading tests.

\*\*\*

While the recognitions above demonstrate a strong portfolio, Friends of Education and its schools recognize that education is a continuous improvement process. An improvement area continues to be closing the achievement gap between white students and student groups among the schools.

2019 Student Group	% of Schools > 10 Point Gap Between White & Other Student Groups in On-Track Growth	
	Reading	Math
Black	55	45
Free/Reduced Priced Lunch	45	73
Special Education	82	73
English Learner	64	64
Hispanic	27	27