



FY 2020 Authorizer Annual Report

Authorizer Information

Name of Authorizing Organization: Friends of Education

Mailing Address: 11100 Wayzata Boulevard, Suite 800, Minnetonka, MN 55305

Name and Title of Primary Authorizer Contact: Elizabeth Topoluk, Executive Director

Telephone of Primary Authorizer Contact: 952-745-2717

Email Address of Primary Authorizer Contact: topoluk@tcfbank.com

Authorizer Summary:

Friends of Education’s mission is to improve the education of children. Improving K–12 education since 1999, Friends supports programs which emphasize foundational skills and critical thinking with demonstrated evidence of increasing student achievement and post-secondary readiness.

History

Friends of Education started in 1999, under the name “Saving Children Through Education.” Saving Children Through Education assisted an under-performing grade school in North Minneapolis to implement a content-rich educational program and teacher professional development, which resulted in a significant increase in academic performance. Saving Children Through Education changed its name and decided to expand its reach, while maintaining its stated mission to improve the education of children and authorize quality charter schools. Friends of Education is not a religious organization, nor does it promote any religious activity or teaching.

Mission

Friends of Education’s mission directs all of its activities: its Charter School Mission is to improve the education of children through quality authorization of charter schools. Friends of Education authorizes elementary charter schools which implement a content-rich curriculum promoting critical thinking and middle and high schools which prepare students for post-secondary success.

In the 2019-2020 school year, Friends of Education authorized 12 charter schools serving 10,064 students. During the 2019-2020 school year:

- the U.S. Department of Education named one Friends school as a Blue Ribbon School in recognition of the school’s overall excellence in academic performance, resulting in a total of three Friends schools which have national Blue Ribbon recognition;

- SchoolDigger.com, which ranks districts based on the average score obtained in each grade on state assessments compared to the state average score, identified 9 Friends schools in the top 60 (out of a total of 452 schools) statewide;
- the Minnesota Department of Education designated six of the schools (or 50%) as High-Quality Charter Schools;
- U.S. News and World Report recognized two of its high schools as among the best in the United States;
- all four high schools (or 100%) were in the top ten highest average composite ACT scores for Minnesota public high schools, with two in the top three; and
- the Star Tribune – for the seventh consecutive year – recognized one school as a “Beating the Odds” school. Beating the odds schools are those schools with the highest poverty rates whose students score at grade level or better on the state Math and Reading tests.

Friends of Education is a 501(c)(3) nonprofit Minnesota corporation and is a member of the Minnesota Council of Nonprofits and is registered with the Minnesota Office of the Attorney General.

Authorizer Processes

New Charter School Applications in FY 2020 (B.1)

Did your organization review any new charter school applications?

No

If no, please provide an explanation:

Since 2004, Friends of Education has advertised continuously that it is accepting new charter school applications. During FY2020, Friends of Education made itself available to meet with new charter school applicants upon request; it did not receive any such requests. Friends of Education new school application deadline was January 16, 2020.

If yes, complete the table below for each application:

Name of Charter School Applicant	Authorizer Approval or Disapproval	Minnesota Department of Education (MDE) Approval or Disapproval	If Disapproved, Reason(s) for Disapproval	Application Withdrawn by Applicant
N/A	N/A	N/A	N/A	N/A

New Charter School Openings in FY 2020 (B.2)

Did your organization engage in ready-to-open activities?

No

If no, please provide an explanation:

Friends of Education had no new schools opening in FY2020.

If yes, complete the table below for each charter school scheduled to open:

Name of Charter School Projected to Begin Serving Students in FY 2020	Projected Opening Date	Did this School Open as Planned?	If No, Provide Reason(s) and Revised Projected Opening Date
N/A	N/A	N/A	N/A

Charter School Expansion Applications (to add primary enrollment sites or grades, including instructional prekindergarten or preschool programs) in FY 2020 (B.2)

Did your organization review any site and/or grade expansion applications (including instructional prekindergarten or preschool programs)?

No

If no, please provide an explanation:

Friends of Education did not receive any site and/or grade expansion applications in FY2020; the application is contained in the Charter School Program Guide, available on Friends of Education’s website.

If yes, complete the table below for each application:

Name of Charter School	Proposed Additional Grades to be Served (including prekindergarten and/or preschool) and/or Location of New Site	Authorizer Approval or Disapproval	MDE Approval or Disapproval	If Disapproved, Reason(s) for Disapproval	Application Withdrawn by Applicant
N/A	N/A	N/A	N/A	N/A	N/A

Early Childhood Health and Developmental Screening Requests in FY 2020 (B.2)

Did your organization review any requests for official early childhood health and developmental screening recognition?

No

If no, please provide an explanation:

Friends of Education did not receive any early childhood health and developmental screening requests in FY2020.

If yes, complete the table below for each request:

Name of Charter School	Authorizer Approval or Disapproval	MDE Approval or Disapproval	If Disapproved, Reason(s) for Disapproval	Application Withdrawn by Applicant
N/A	N/A	N/A	N/A	N/A

Charter School Change in Authorizer Requests in FY 2020 (B.2)

Did your organization review any change in authorizer requests?

No

If no, please provide an explanation:

Friends of Education received no requests in FY2020 from existing charter schools to transfer to Friends of Education.

If yes, complete the table below for each request:

Name of Charter School	Authorizer Charter School Requested to Transfer From	Authorizer Approval or Disapproval	MDE Approval or Disapproval	If Disapproved, Reason(s) for Disapproval	Application Withdrawn by Applicant
N/A	N/A	N/A	N/A	N/A	N/A

Charter Contract Renewals in FY 2020 (B.9)

Did your organization engage in charter renewal activities in FY 2020?

Yes

If no, please provide an explanation:

N/A

If yes, complete the table below for each school:

Name of Charter School	Was Contract Renewed?	If Yes, Term of Contract Renewal	If No, Reason(s) for Nonrenewal
New Millennium Academy	Yes	07/01/2020-06/30/2024	N/A
St. Croix Preparatory Academy	Yes	07/01/2020-06/30/2025	N/A

Additional Authorizer Activities

Authorizing Leadership and Staff Skill Development (A.5)

Describe how your organization built the knowledge and skill base of its authorizing leadership and staff through professional development over the past year.

Friends of Education routinely makes available to its staff professional development in three core areas: authorizer practices, school operations, and student achievement. Friends of Education provides professional development in each of these areas to: 1) inform and enhance its core authorizing practices; 2) better understand school operational requirements, which Friends believe leads to more effective oversight; and 3) fundamentally, the primary purpose of charter schools is to improve all pupil learning and all student achievement; accordingly, Friends of Education believes that it, as an authorizer, needs to continually better understand and recognize those key components which drive student achievement.

As part of the staff evaluation process discussed in A.9, Friends of Education solicits staff input regarding professional development needs. In addition, Friends of Education solicits school input regarding development needs. These combined identified needs result in scheduled professional development. In addition, Friends of Education identifies areas which prudently dictate ongoing training, such as information security, human capital management, organizational procedures, and legal developments and, consequently, requires repeated staff training in these areas.

Staff Development

In the 2019-2020 school year, staff and/or leadership attended:

Professional Development	When	Friends of Education Personnel Attending		Area Addressed			Purpose
		Staff	Leadership	Authorizer Practices / Oversight	School Operations	Student Achievement	
United in Best Practice 6.0, Elizabeth Namba, Uncommon Schools Day 1: Leading Student Culture Day 2: Real-Time Feedback	8/5/2019 to 8/6/2019	x	x			x	Leading Student Culture: Strong school and student cultures are building the habits of mind and heart that enable instruction and love of learning to happen. Real-Time Feedback: In this session you will learn how to build effective systems to drive improvement for all teachers through real-time feedback approaches that are strategic, supportive, and transformative.
Information Security	8/27/2019	x	x	x	x		Obtain developments and reinforce training in data security to inform oversight and school practices
HIPAA Privacy & Security Compliance	10/15/2019	x	x	x	x		Obtain developments and reinforce training in HIPAA to inform oversight and school practices
Business Continuity	12/10/2019	x	x	x	x		Enable ongoing operations in event of disaster or unplanned incident

<p>Tableau Training</p>	<p>3/19/2020 to 3/20/2020</p>	<p>x</p>		<p>x</p>	<p>x</p>	<p>x</p>	<p>Tableau is a data visualization tool which provides pictorial and graphical representations of assessment data. This assists with goal and trend analysis.</p>
--------------------------------	---------------------------------------	----------	--	----------	----------	----------	---

Board Development

The Friends of Education board of directors also regularly participates in professional development.

- New board members receive comprehensive on-boarding which includes general industry information, history of Friends of Education, Friends of Education authorizing procedures, conflicts of interest policies, and personal one-on-one review with Friends of Education staff of the information.
- In August, 2019, an outside consultant made a special presentation regarding the Minnesota charter landscape. The information presented broke ground in front of the strategic planning to take place in November.
- A third-party consultant led the Board through a strategic planning session in November, 2019.
- The Board reviews the status of its strategic initiatives at each Board meeting.

Authorizer Self-Evaluation (A.9)

Describe how your organization self-evaluated its internal ability (capacity, infrastructure, and practices) to oversee the portfolio of charter schools over the past year.

What Gets Measured Gets Better

For FY2020, Friends of Education had four organizational goals related to school academic performance. The Friends of Education Board of Directors regularly monitors school performance and requires reporting regarding school performance at its board meetings; however, due to COVID-19, 2020 state assessments were not administered and, accordingly, the organizational goals related to school performance could not be measured. In addition, the Board also evaluated reviewed Friends of Education authorizing practices and its previously-developed “lessons learned” as a guide to future decision-making.

Friends of Education evaluated its internal staffing vis-à-vis portfolio size. Both were within plan, resulting in no changes. Also, each Friends of Education staff was formally evaluated in FY2020. Friends of Education requires, as the first part of its evaluation process, completion of a self-evaluation. The self-evaluation then receives supervisor feedback and goals, and improvement areas are identified for the coming year. Friends of Education leadership also met with staff regularly (generally weekly) to review priorities, assess work product, and review procedures and initiatives. In addition, Friends of Education annually reviews its charter contract. In FY2020, correction of typographical errors were made.

Infrastructure

Friends of Education’s infrastructure (technology, facility, etc.) is generously donated by TCF Financial Corporation as part of its corporate giving program. As a \$48 billion national bank holding company, TCF is subject to numerous federal system standards. Because Friends of Education’s systems are provided by TCF,

those federal standards are also used by Friends of Education. Consequently, Friends of Education enjoys state-of-the-art business continuity (a/k/a disaster recovery), privacy and data systems security, and evaluation/upgrade protocols. In addition, staff regularly participates in training exercises related to privacy and data systems security.

National Standards

Friends of Education reviewed its practices against NACSA standards, and its results were included as part of the Minnesota Department of Education's 2020 Friends of Education MAPES evaluation.

State Standards

Friends of Education reviewed distance-learning practices with state recommendations.

Authorizer High-Quality Authorizing Dissemination (A.10)

Describe how your organization disseminated best authorizing practices and/or assisted other authorizers in high-quality authorizing over the past year.

Friends of Education disseminated quality authorizing practices as follows:

- Friends of Education regularly participated in the authorizer collaboration meetings known as the Minnesota Association of Charter School Authorizers (MACSA). These monthly meetings provided a regular opportunity to share information and problem solve. Of particular note, Friends of Education, with consent of its outside counsel, shared with all MACSA members a legal opinion related to open meeting law issues created by the pandemic.
- In addition, Minnesota authorizers routinely reach out to their colleagues to both share and request information, and Friends of Education regularly participates on both sides of these exchanges.

Charter School Support, Development and Technical Assistance (B.7)

Describe how your organization supported its portfolio of charter schools through intentional assistance and development offerings over the past year.

Friends of Education continued to provide technical assistance in two forms: 1) direct technical assistance; and 2) professional development. Technical assistance is not required and is provided at no-charge. Friends of Education does monitor participation in the professional development opportunities to determine if an identified area of improvement may be addressed through offerings.

Direct Technical Assistance

Friends of Education retained consultants for the sole purpose of assisting its schools in various areas to address existing problems, prevent new problems, and promote continuous improvement.

During FY2020, Friends of Education retained a 0.80 FTE consultant to assist schools in teacher coaching and instructional strategies as well as assessment development, and a 0.25 FTE consultant to assist schools in curriculum mapping and sequencing of material. The schools contact the consultant directly for desired services, and the consultant bills Friends of Education.

Professional Development

Friends of Education provided numerous professional development opportunities in multiple areas both to prevent problems and to promote continuous improvement.

During FY2020, Friends of Education provided the following professional development opportunities to its schools:

- 2019 Aug 05 – Uncommon Schools: Leading Student Culture
- 2019 Aug 06 – Uncommon Schools: Real-Time Feedback
- 2019 Aug 06 – Sanborn Education Associates: Crafting a Strategic Instruction Model
- 2019 Aug 07 – Sanborn Education Associates: Taking Control of Assistive Technology
- 2019 Aug 08 & 09 – Core Knowledge Sequence Training
- 2019 Oct 17 – Minnesota Classical Conference – Classical Education

High-Quality Charter School Replication and Dissemination of Best School Practices (B.8)

Describe how your organization planned and promoted model replication and dissemination of best practices of high-quality charters schools over the past year.

Dissemination of Best School Practices:

The dissemination of best practices is an intentional piece of Friends of Education’s mission to improve the education of children and occurs through the following avenues.

Data-Driven Instruction

Data Driven Instruction is a key Friends of Education best practice dissemination initiative, replicating the Data Driven Instructional model utilized by the high-performing Uncommon Schools network. Friends of Education has hosted multiple sessions of Data Driven Instruction (DDI) and, while the vast majority of our schools use this model, implementation and quality of replication is impacted by staff turnover.

To address this issue, during FY2020, Friends of Education had a three-prong approach:

- 1) continue offering the high-quality DDI instruction;
- 2) Friends of Education schools share lessons learned; and
- 3) Friends of Education continued the retention of a 0.80 consultant to work specifically with schools on school improvement initiatives, including DDI.

Sharing Best Practices

In addition to hosting specific professional development as previously noted, Friends of Education provided ongoing responses to schools regarding best practices on an as-needed basis. More formal gatherings of school administrators and staff were curtailed due to the COVID-19 pandemic.

School-Board Governance

The regularly scheduled school board best-practice sharing event was cancelled due to COVID-19 pandemic restrictions.

Site Visit Annual Reports

Friends of Education utilizes its site visit process to identify opportunities for best practice dissemination and replication in its charter schools. Specifically, the site visit form includes a compilation of best practices identified in Friends of Education charter schools, and Friends of Education rates each school on its adoption or implementation of the practices. Due to COVID-19 pandemic restrictions, Friends of Education did not perform site visits during FY2020.

High-Quality Charter School Model Replication:

Friends of Education encourages the expansion and replication of its high-quality charter schools; consequently, it supported the federal grant expansion and replication application of three of its charter schools during prior fiscal years. Two of the schools have completed their expansion/replication: DaVinci Academy had a goal of 757 students and now serves 864; and Seven Hills had a goal of 1,090 students and now serves 1,065. One of the schools remains in expansion status: Eagle Ridge Academy has a goal of 1,563 students and currently serves 1,400. There were no additions for expansion and replication for FY2020.

Portfolio Information

General Charter School Portfolio Data (as of June 30, 2020)

Preoperational Charter Schools in Authorizer’s Portfolio:

Name of Charter School	Charter School LEA Number (if assigned)	Charter School Program (CSP) Grant Recipient	Grade Levels Approved to Serve	Projected Enrollment when Fully Enrolled	Proposed Location	Proposed Opening Date
N/A	N/A	N/A	N/A	N/A	N/A	N/A

Operational Charter Schools in Authorizer’s Portfolio:

Name of Charter School	Charter School LEA Number	CSP Grant Recipient	Grade Levels Served in FY 2020	Location	Charter School’s World’s Best Workforce Report
Aspen Academy	4184	No	K-8	14825 Zinran Avenue, Savage 55378	Aspen Academy FY 2020 Combined Annual Report & WBWF Report
Clarkfield Area Charter School	4172	No	K-6	301 – 13 th Street, Clarkfield 56223	Clarkfield FY 2020 WBWF Report
Cologne Academy	4188	No	K-8	1221 S. Village Pkwy., Cologne 55322	Cologne Academy FY 2020 Combined Annual Report & WBWF Report
DaVinci Academy	4185	No	K-8	532 Bunker Lake Blvd. NE, Ham Lake 55304	DaVinci Academy FY 2020 WBWF Report
Eagle Ridge Academy	4122	No	K-12	11111 Bren Road W., Minnetonka 55343	Eagle Ridge Academy FY 2020 Combined Annual Report & WBWF Report

Name of Charter School	Charter School LEA Number	CSP Grant Recipient	Grade Levels Served in FY 2020	Location	Charter School's World's Best Workforce Report
Hennepin Schools	4205	No	K-8	<p><u>K-5 campus:</u> 2123 Clinton Ave. S., Minneapolis 55404</p> <p><u>6-8 campus:</u> 3109 – 50th Street E., Minneapolis 55417</p>	Hennepin Schools FY 2020 Combined Annual Report & WBWF Report
New Millennium Academy	4143	No	K-8	5105 Brooklyn Blvd., Brooklyn Center 55429	New Millennium FY 2020 Combined Annual Report & WBWF Report
Nova Classical Academy	4098	No	K-12	1455 Victoria Way, St. Paul 55102	Nova FY 2020 Combined Annual Report & WBWF Report
Parnassus Preparatory School	4199	No	K-12	11201 – 96 th Ave. N., Maple Grove 55369	Parnassus FY 2020 Combined Annual Report & WBWF Report

Name of Charter School	Charter School LEA Number	CSP Grant Recipient	Grade Levels Served in FY 2020	Location	Charter School's World's Best Workforce Report
Seven Hills Preparatory Academy	4159	Yes	K-8	<p><u>Bloomington campus:</u> 8600 Bloomington Ave. S., Bloomington 55425</p> <p><u>Richfield campus:</u> 1401 W. 76th St., Richfield 55423</p>	<p><u>Seven Hills FY 2020 WBWF Summary & Achievement & Integration Progress Report</u></p>
St. Croix Preparatory Academy	4120	No	K-12	4260 Stagecoach Trail N., Stillwater 55082	<p><u>St Croix Prep FY 2020 WBWF Summary & Achievement & Integration Progress Report</u></p>
Yinghua Academy	4140	No	K-8	1616 Buchanan St. NE, Minneapolis 55413	<p><u>Yinghua Academy FY 2020 WBWF Summary & Achievement & Integration Progress Report</u></p>

MDE Officially Recognized Early Learning Programs at Charter Schools in Authorizer’s Portfolio:

Name of Charter School	Officially Recognized Early Childhood Health and Developmental Screening Program	Officially Recognized Instructional Preschool Program to provide early childhood education and preparation for transition to kindergarten for children ages 3-5	Officially Recognized Instructional Prekindergarten Program for four-year-olds to prepare children for entry into kindergarten the following year
Clarkfield Area Charter School	No	Yes	Yes
Cologne Academy	No	No	Yes

Charter Schools with Charter Management Organization (CMO)/Education Management Organization (EMO)

Name of Charter School	Management Organization Name	Employer Identification Number (EIN)	Management Organization Address Location	Management Organization Address Mailing	Management Organization Type
New Millennium Academy	Hmong American Partnership d/b/a Thrive Education	41-1667580	394 University Ave. W., 2 nd Floor, St. Paul, MN 55103	394 University Ave. W., 2 nd Floor, St. Paul, MN 55103	CHARCMO

Charter School Portfolio Activity in FY 2020

Did any charter schools leave your organization’s portfolio and transfer to another authorizer during or at the end of the year?

No

If yes, complete the table below for each applicable school:

Name of Charter School	Charter School LEA Number	New Authorizing Organization	Effective Date of Transfer
N/A	N/A	N/A	N/A

Did your organization terminate or revoke the charter contract for any charter school before the end of the contract term?

No

If yes, complete the table below for each applicable school:

Name of Charter School	Charter School LEA Number	Reason(s) for Contract Termination	Effective Date of Contract Termination
N/A	N/A	N/A	N/A

Did any charter schools voluntarily close (i.e., closure was initiated by the school) during or at the end of the year?

No

If yes, complete the table below for each applicable school:

Name of Charter School	Charter School LEA Number	Reason(s) for Closure	Effective Date of Closure
N/A	N/A	N/A	N/A

Charter School Portfolio Performance

Due to circumstances created by the COVID-19 pandemic, the normal academic assessment testing regime was disrupted, and data related to the MCA, MTAS is not available. Additionally, nationally-normed assessments were not administered. Therefore, the academic and World’s Best Workforce information

presented below are based on 2019 results. Also, the 2019 ACT College Readiness data is based upon the most recently available from the Minnesota Department of Education.

World’s Best Workforce

Describe how your organization incorporates achievement of World’s Best Workforce goals in its ongoing oversight and evaluation of charter schools.

Friends of Education incorporates achievement of World’s Best Workforce goals in its ongoing oversight and evaluation as follows:

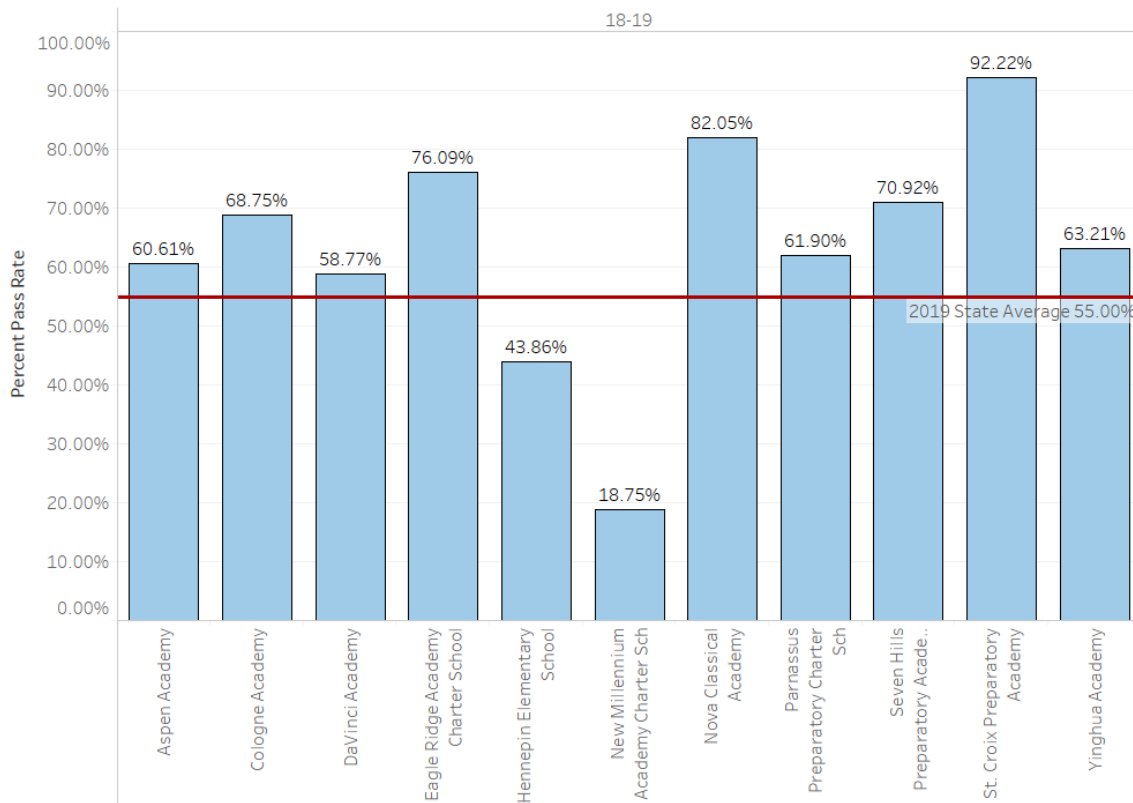
- Friends of Education evaluates, and provides separate analysis of, attainment of World’s Best Workforce Goals, through multiple means such as school evaluation reports and site visit reports; and
- Friends of Education negotiates with its authorized schools charter contract goals which incorporate World’s Best Workforce Goals.

With respect to separate analysis of attainment of World’s Best Workforce Goals, and as examples:

World’s Best Workforce Goal: All Third Graders Can Read at Grade Level

As demonstrated in the following chart, most Friends of Education schools (9 of 11, or 82%) demonstrate significantly higher percentages of students reading at grade level than the state average.

Friends 2019 Grade Three Reading Results

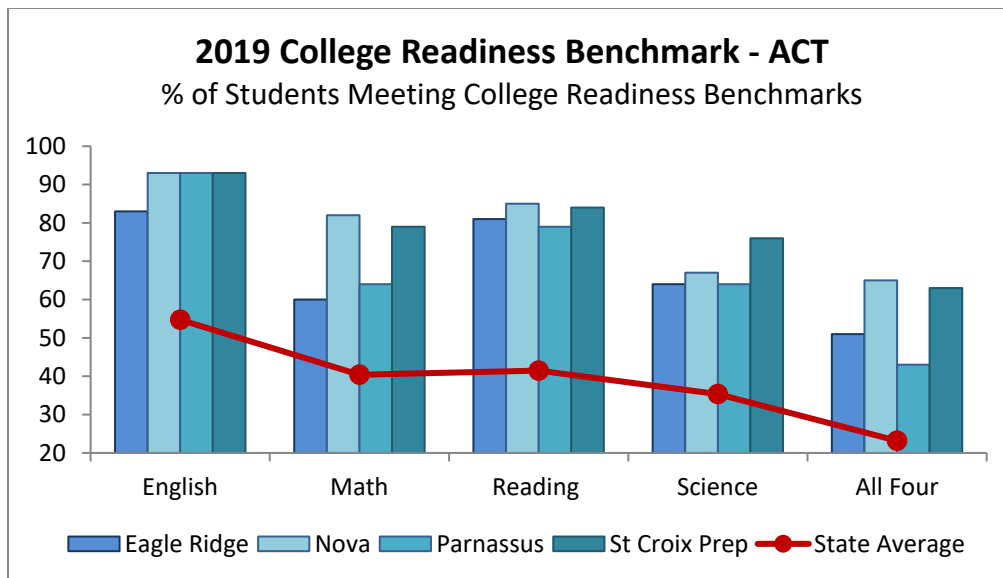


Notes:

- Clarkfield Area Charter School: cell size too small to report.
- Yinghua Academy: is a Chinese full-immersion school; as reflected in national studies, English reading proficiency in full-immersion schools typically lags until 5th grade.
- Hennepin Elementary: has 62% English learners, compared with the state average of 8%. The Star Tribune recognized Hennepin Elementary, for the seventh consecutive year, as among the top ten public schools in the state with the highest poverty rates whose students achieve grade level or better on state assessments.
- New Millennium Academy: needs improvement.

World’s Best Workforce Goal: All Students are Ready for Career and College

Friends of Education charters four schools which have high school grades. As demonstrated in the following chart, which was created using FY2019 data (the most recently available from the Minnesota Department of Education), comparison of the ACT readiness benchmarks demonstrates that all four of Friends of Education high schools significantly outperform state averages.



In addition, each of the school’s average composite FY2019 ACT scores were in the top ten highest average composite ACT scores for all Minnesota public high schools, with two in the top three.

Academic Performance

Present outcome data regarding key academic performance indicators your organization used when evaluating your portfolio of charter schools. Provide a narrative analysis of this data, indicating strengths and areas for improvement.

Friends of Education assesses many different academic performance indicators of its schools. As examples:

- Friends compares absolute proficiency with the resident districts and state averages;

- Friends compares the school’s economically disadvantaged (FRL) proficiency to the state’s economically disadvantaged (FRL) proficiency average;
- Friends evaluates individual student growth, both on-track for success and z-score growth data; and
- Friends compares the schools’ reportable sub-group proficiency against high-performing suburban schools sub-group proficiency.

Due to circumstances created by the COVID-19 pandemic, the normal academic assessment testing regime was disrupted, and data related to the MCA, MTAS is not available. Additionally, nationally-normed assessments were not administered. Therefore, the academic information presented below is based on 2019 results.

As summarized below, Friends portfolio of schools is high performing in all areas. An area for evaluation and improvement would be the two-year decline in z-score growth; however, the state has announced that it will cease publication of z-scores with 2019 being the last report.

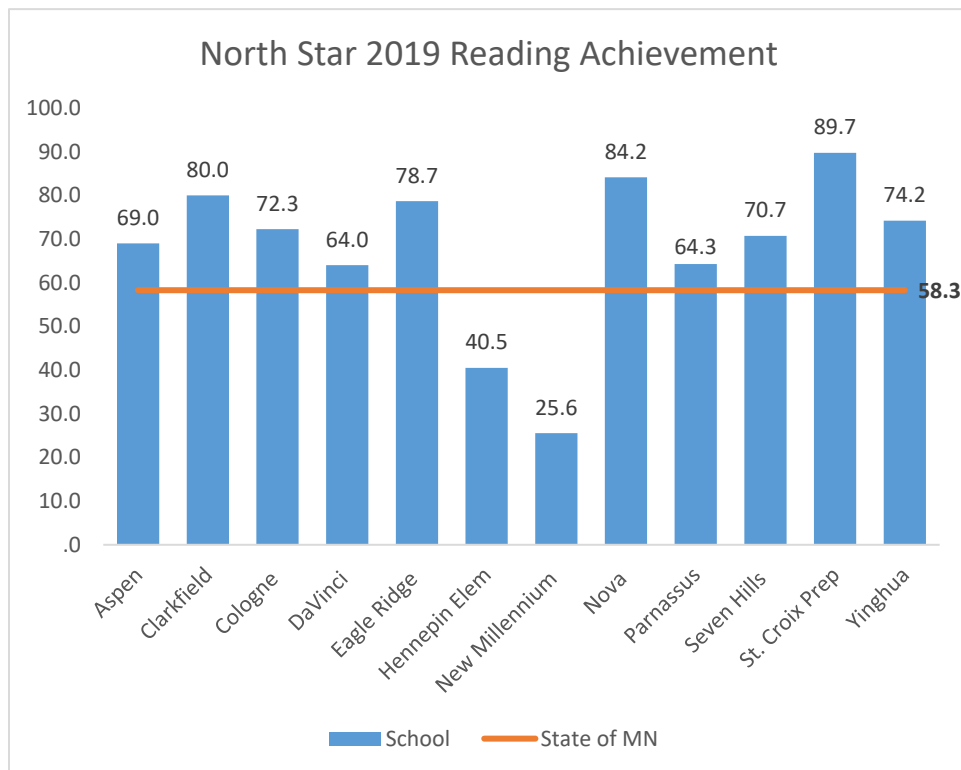
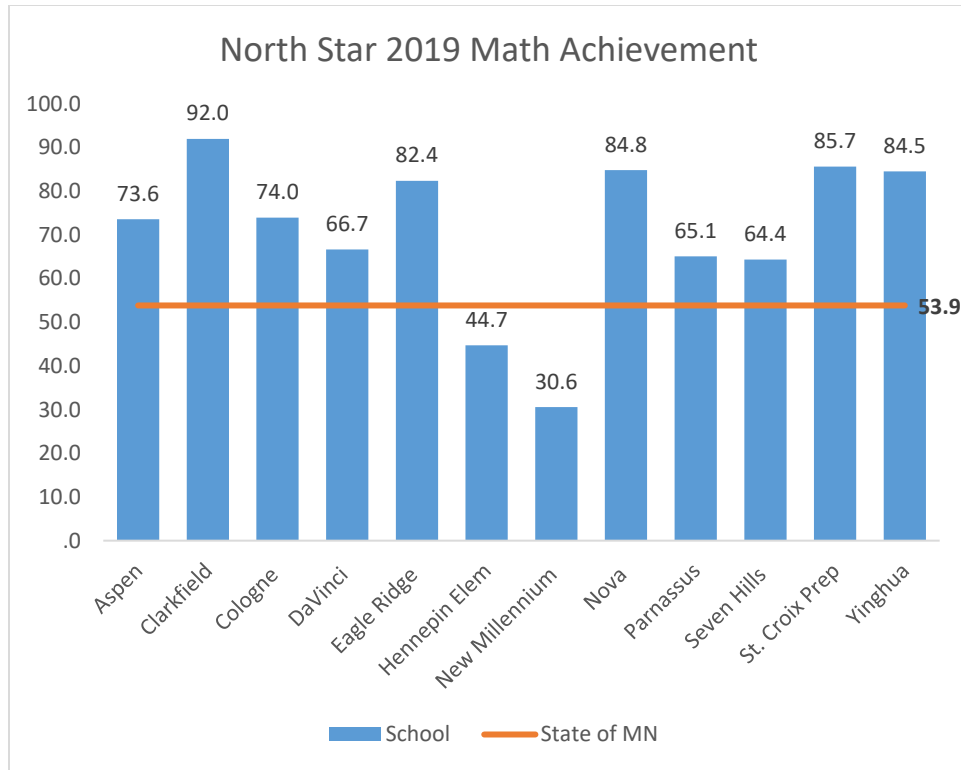
Indicators	% Schools Achieving Indicators			
	2019	2018	2017	3-Year Average
Academics				
MCA Proficiency > resident district	86	92	88	89
MCA Proficiency > state average	82	81	77	80
On-track growth > state average	82	58	79	73
FRL proficiency > state FRL proficiency	86	85	81	84
Z-score average > zero	59	58	67	61
Majority of reportable subgroups MCA proficiency > Edina, Orono, or Wayzata districts proficiency for same subgroups	79	76	69	75

North Star Indicators

The following charts represent the North Star indicators as reported by the Minnesota Department of Education. While most schools in the portfolio are exceeding the state average in most of the indicators, an area for improvement is EL progress. (Note: schools not shown in any graph have counts too small to report.)

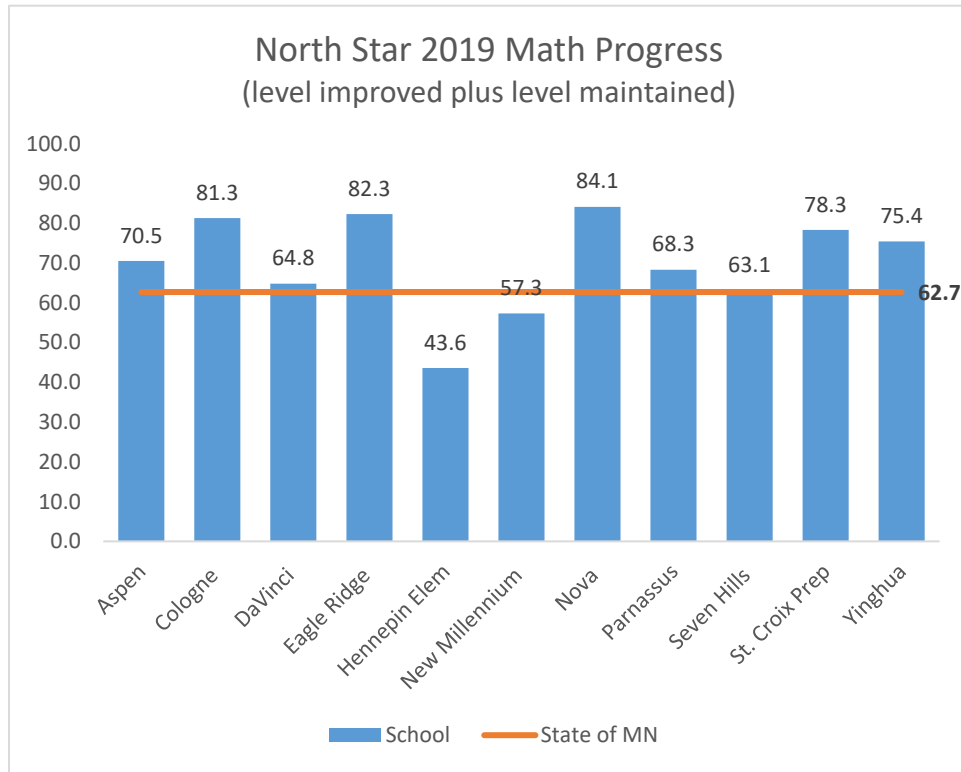
North Star Achievement

North Star Achievement shows the percentage of students who meet or exceeds standards on the MCAs and the MTAS based on the school population tested, plus those students that opted out. Ten of twelve Friends of Education schools (or 83%) exceeded the state average in math and in reading.

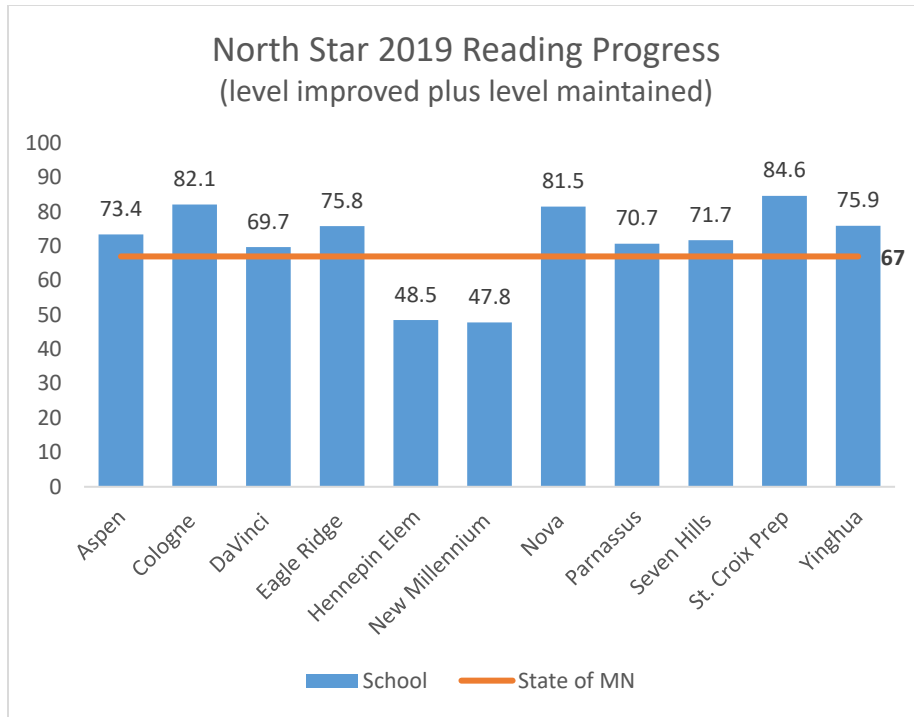


North Star Progress

North Star Progress shows how students are progressing year over year. The following charts show the percentage of students improving and maintaining achievement levels compared to the state averages for reading and math. Nine of eleven Friends of Education schools (or 82%) exceeded the state averages in math and in reading.

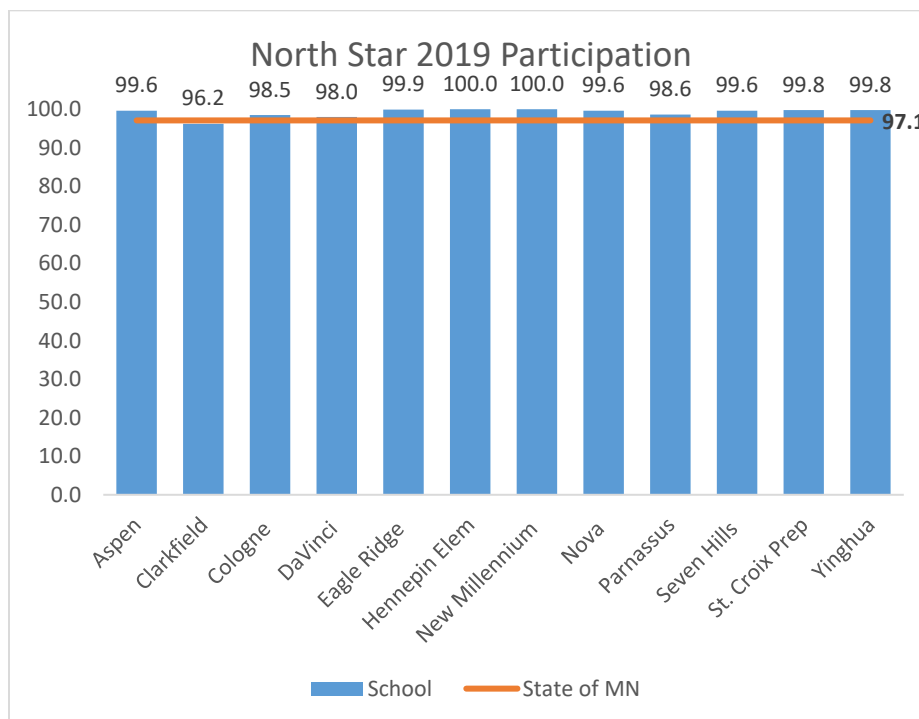


(continued on next page)



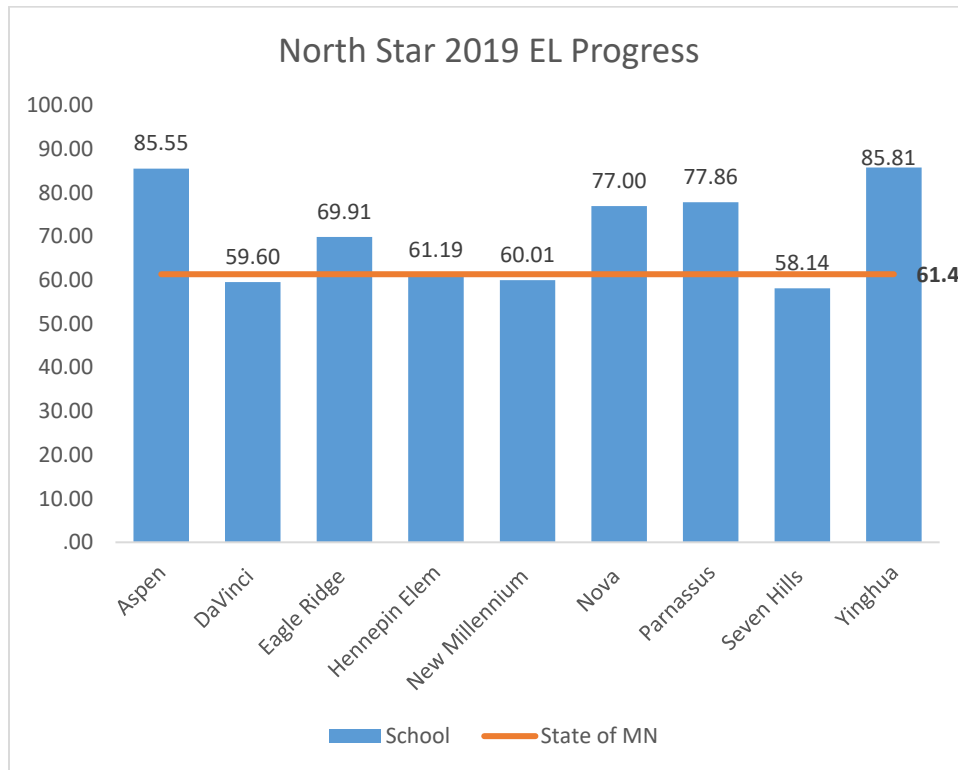
North Star Participation

North Star Participation shows the percentage of students tested based on the number of students expected to be tested. Eleven of twelve (or 92%) Friends of Education schools met or exceeded the state average participation.



North Star EL Progress

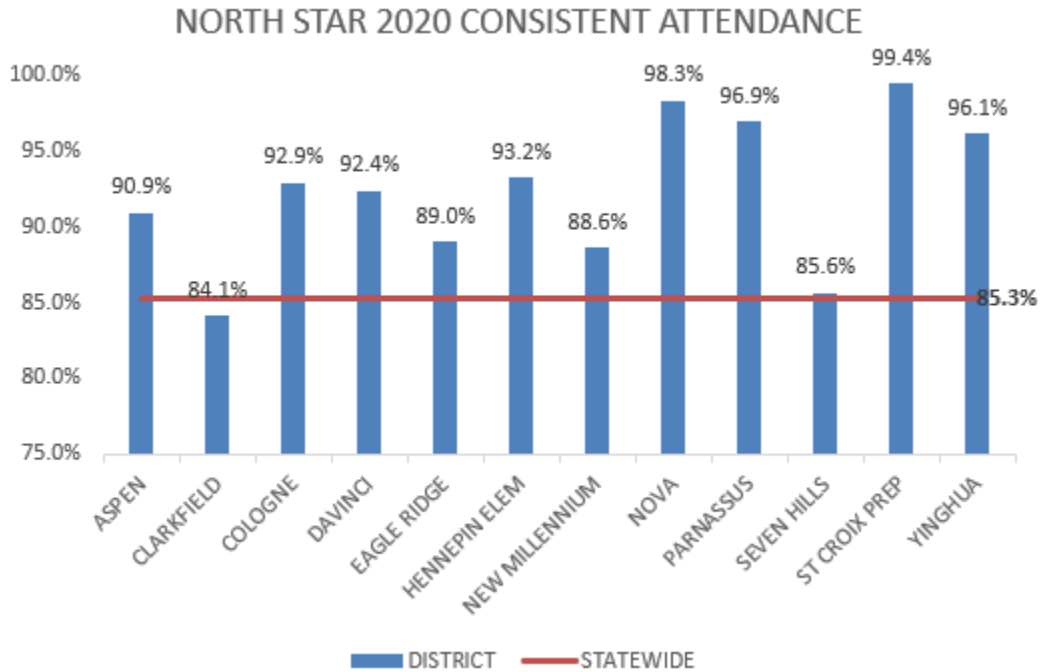
North Star EL Progress is the average amount of progress English learners made towards their targets. The State average of 61 means that English learners in the state, on average, made it 61% of the way to their targets. Four of nine, or 44% of Friends of Education schools, had lower English learner progress than the state average and are improvement areas.



North Star Consistent Attendance

This report considers students consistently attending if they are in school more than 90% of the time they are enrolled. Ninety-two percent of Friends of Education schools exceeded state average attendance.

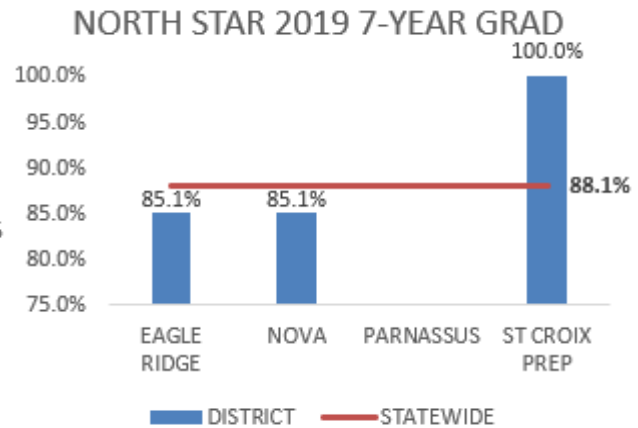
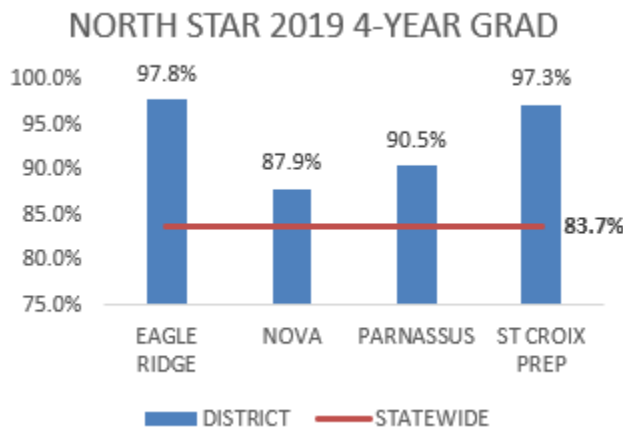
(continued on next page)



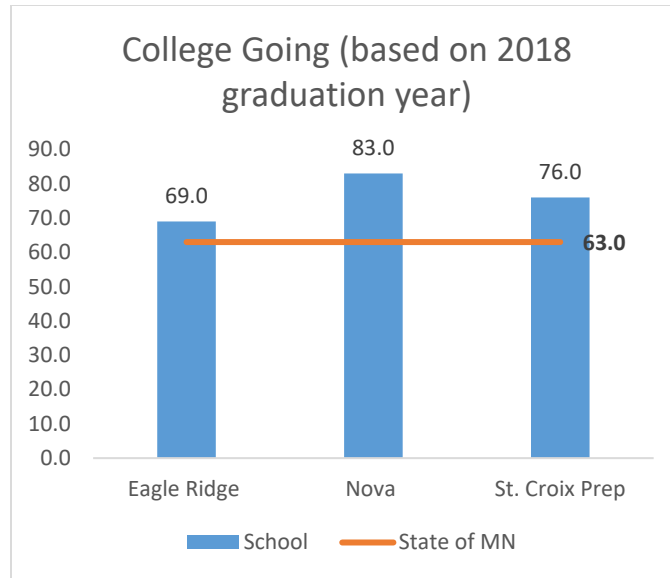
North Star Graduation

The North Star 4-year Graduation rate shows if students are graduating on time. The 7-year Graduation rate identifies which students are graduating by the time they are age 21. The College-Going rate identifies the percentage of students enrolled in any Institute of Higher Education within sixteen months of high school graduation. Currently, the Going-College rate based on the 2018 graduation year is the most recently available data from the Minnesota Department of Education.

The state of Minnesota produces the North Star graduation information on a one-year lag (hence the reporting for 2019). Seventy-one percent of Friends of Education high schools exceed the state averages in all graduation rate measures. Parnassus does not yet have 7-year graduation data as its first graduating class was in 2019.



NOTE: Parnassus Preparatory School counts were too small to report.



NOTE: The most recently available data from the Minnesota Department of Education is from FY2018.

Operational Performance

Present outcome data regarding key operational performance indicators your organization used when evaluating your portfolio of charter schools. Provide a narrative analysis of this data, indicating strengths and areas for improvement.

Friends monitors its portfolio of schools operationally through a variety of mechanisms, including site visits, various compliance reviews, attendance at school’s board meetings, and review of reports. Generally, Friends schools have been responsive in making any required or suggested changes and updates. When considering the numerous existing legal requirements and that a school is identified as deficient if it misses even one, the lack of 100% legal compliance is not surprising. While Friends of Education expects 100% legal compliance, Friends of Education also believes that not all legal requirements are of identical importance, e.g. failing to post the authorizer’s name on the website is of lower significance than omitting admission and lottery requirements. Friends of Education expectations regarding corrections reflect this difference. For example, Friends of Education will require immediate correction of admission/lottery information and allow longer correction periods for other items.

Due to COVID-19 restrictions, Friends of Education cancelled its FY2020 site visits, and reviewed operational compliance vis-à-vis Distance Learning Plans. One-hundred percent of the schools met the state requirements for disclosure and composition.

% Schools Achieving Indicators

Operations Indicators	2020 <i>See Statement Above</i>	2019	2018	3-Year Average
Educational Program contained in charter implemented	100	92	100	97

Instruction/assessment aligned to standards, emphasizes student achievement	100	92	85	92
Complies with requirements related to English Language Learner students and students with disabilities	100	83	77	87
Complies with ALL applicable laws and reporting requirements	100	67	69	79
Complies with lottery, data privacy, and discipline requirements	100	75	100	92
Complies with Health, Safety, and Occupancy requirements	100	100	100	100
Complies with charter school board membership and composition and reports	100	92	100	97
Complies with and reports charter school board training	100	75	85	87
Charter school annual reports/WBWF reports contained all legal requirements	92	67	77	79
Websites contained all legal requirements	91	75	69	78

Financial Performance

Present outcome data regarding key financial performance indicators your organization used when evaluating your portfolio of charter schools. Provide a narrative analysis of this data, indicating strengths and areas for improvement.

Friends of Education believes that sound fiscal management is a key factor in a school's sustainability and utilizes a metrics-based model for assessing finances. A major strength in the Friends of Education portfolio is the schools' overall fiscal management demonstrated by clean audits, strong fund balances, and state finance awards. In addition, no schools have been in statutory operating debt. Declines in the percentage of schools meeting 100% of financial indicators generally result from planned operational deficits.

% Schools Achieving Indicators

Financial and Investment Indicators	2020	2019	2018	3-Year Average
External Audit = no material or significant deficiencies	100	83	75	86
State Finance Award Recipient	92	92	100	95
Per Pupil Cost < Resident District Cost	Not	100	92	96
Taxpayer Value	Available	92	92	92
Fund Balance \geq 25%	75	58	75	69
All Additional Sustainability Indicators Met	88	33	71	64
All Near-Term Indicators Met	100	67	100	89

Other Performance

Present outcome data regarding other key performance indicators your organization used when evaluating your portfolio of charter schools. Provide a narrative analysis of this data, indicating strengths and areas for improvement.

Minnesota Department of Education High Quality Schools

The Minnesota Department of Education designated six Friends of Education schools as High-Quality Charter Schools in 2020.

- Cologne Academy
- DaVinci Academy of Arts and Science
- Eagle Ridge Academy
- Parnassus Preparatory School
- St. Croix Preparatory Academy
- Yinghua Academy

United States Department of Education Blue Ribbon Schools

Aspen Academy joins Friends of Education schools Yinghua and DaVinci, which were previously designated National Blue Ribbon schools.

U.S. News & World Report Best High Schools Rankings

In the 2020 U.S. News Best High Schools rankings, all three of Friends of Education qualifying schools were recognized. Nova Classical Academy ranked 2nd in Minnesota, Eagle Ridge Academy ranked 3rd in Minnesota, and St. Croix Preparatory Academy ranked 62nd in Minnesota.

Star Tribune Beating the Odds

For the seventh consecutive year, the Minneapolis Star Tribune recognized Hennepin Elementary as a Beating the Odds school. The Beating the Odds schools are the schools with the highest poverty rates whose students score at grade level or better on the state Math and Reading tests.

While the recognitions above demonstrate a strong portfolio, Friends of Education and its schools recognize that education is a continuous improvement process. An improvement area continues to be closing the achievement gap between white students and student groups among the schools.

Student Group	Based on FY2019 Data – the most currently available from the MDE		% of Schools > 10 Point Gap Between White & Other Student Groups in On-Track Growth	
	Reading	Math	Reading	Math
Black	55	45		
Free/Reduced Priced Lunch	45	73		
Special Education	82	73		
English Learner	64	64		
Hispanic	27	27		